

(E) PARKING LOT -1 ANALYSIS

PARKING LOT USE	TOTAL NUMBER OF STALLS	NUMBER OF ACC. STALLS REQUIRED	NUMBER OF ACC. STALLS PROVIDED	NUMBER OF VAN ACC. STALLS REQUIRED	NUMBER OF VAN ACC. STALLS PROVIDED
MIXED USE	24	1	5	1	2

BUILDING INFORMATION

UNIT	DESCRIPTION	STORIES	BLDG. AREA ACTUAL	UNIT AREA	OCCUPANCY	CONSTRUCTION TYPE	SPRINKLER	D.S.A.#
100	ADMINISTRATION	1	9,442 SF		E-1, B	V-N	Yes	DSA # 01-105585
200	MULTIPURPOSE	1	9,013 SF		A-2, B	V-A	Yes	DSA # 01-105585
300	CLASSROOMS & RESTROOMS	1	8,160 SF		E-1	V-N	No	DSA # 01-105585
400	CLASSROOMS	1	7,680 SF		E-1	V-N	No	DSA # 01-105585
500	CLASSROOMS & RESTROOMS	1	8,160 SF		E-1	V-N	No	DSA # 01-105585
600	KINDERGARTEN & RESTROOMS	1	2,400 SF		E-1	V-N	No	DSA # 01-105585
700	CLASSROOMS RELOCATABLES	1	1,920 SF		E	V-B	No	DSA # 01-114236
800	EXISTING SHADE STRUCTURE	1	1,200 SF		A-3	V-B	No	DSA # 01-120143
900	UNIVERSAL PRE-K BUILDING	1			E	V-B	No	THIS APPLICATION

KEYNOTES

01.41.1 (E) TOW-AWAY SIGN, DSA# 01-102322 (2000), CLOSED & CERTIFIED, SEE DETAIL 3/A-111, FOR REFERENCE ONLY

AGENCY APPROVAL DSA# ?



303 POTRERO STREET, SUITE 5
SANTA CRUZ, CA 95060
TEL (831) 440-7300

CONSULTANTS

CIVIL ENGINEER
19six Architects
560 Higuera St Suite C
San Luis Obispo, CA 93401
Tel: 805.479.0399

MODULAR MANUFACTURER

TBD

ELECTRICAL ENGINEER

Aurum Consulting Engineers
1798 Technology Dr, Suite 242
San Jose, CA 95110
Tel: 408.564.7925

GEOTECHNICAL ENGINEER

Cornerstone Earth Group
1259 Oakmead Pkwy
Sunnyvale, CA 94085
Tel: 408.245.4600

ARCHITECT STAMP



CONSULTANT STAMP

REVISIONS

NO.	DATE	DESCRIPTION

THE ARCHITECT DOES NOT REPRESENT THAT THESE PLANS OR THE SPECIFICATIONS ARE SUITABLE FOR ANY SITE OTHER THAN THE ONE FOR WHICH THEY WERE SPECIFICALLY PREPARED. THE ARCHITECT DISCLAIMS RESPONSIBILITY FOR THESE PLANS AND SPECIFICATIONS IF THEY ARE USED IN WHOLE OR IN PART AT ANY OTHER SITE.

PROJECT OWNER & TITLE

SOLEDAD UNIFIED SCHOOL DISTRICT
1261 Metz Rd
Soledad CA, 93960

NEW UPK CLASSROOM - JACK FRANSCIONI ELEMENTARY SCHOOL
779 Orchard Lane
Soledad, CA 93960

SHEET TITLE

CODE SITE PLAN

DRAWN BY: KS JOB NUMBER: 22455.01

SHEET NO.

G-101

DATE: 22455.01



SITE PLAN LEGEND

- PROPERTY LINE
- NEW CLASSROOM BUILDING
- (E) BUILDING
- ACCESSIBLE RESTROOMS SERVING AREA OF WORK
 - (E) GIRLS RESTROOM
 - (N) KINDER RESTROOM (GENDER-NEUTRAL)
- X-X-X-X (E) CHAIN LINK FENCE LINE
- (E) ORNAMENTAL METAL FENCE LINE
- FH (E) FIRE HYDRANT
- FDC (E) FIRE DEPARTMENT CONNECTION

SITE PLAN GENERAL NOTES


1.

DESIGN PROFESSIONAL IN GENERAL RESPONSIBLE CHARGE STATEMENT

THE POT IDENTIFIED IN THESE CONSTRUCTION DOCUMENTS MEET THE REQUIREMENTS OF THE CURRENT APPLICABLE CALIFORNIA BUILDING CODE (CBC) ACCESSIBILITY PROVISIONS FOR PATH OF TRAVEL REQUIREMENTS FOR ALTERATIONS, ADDITIONS AND STRUCTURAL REPAIRS AS PART OF THE DESIGN OF THIS PROJECT. THE POT WAS EXAMINED AND ANY ELEMENTS, COMPONENTS OR PORTIONS OF THE POT THAT WERE DETERMINED TO BE NON-COMPLIANT WITH THE CBC HAVE BEEN IDENTIFIED AND THE CORRECTIVE WORK NECESSARY TO BRING THEM INTO COMPLIANCE HAS BEEN INCLUDED WITHIN THE SCOPE OF THIS PROJECT'S WORK THROUGH DETAILS, DRAWINGS AND SPECIFICATIONS INCORPORATED INTO THESE CONSTRUCTION DOCUMENTS. ANY NONCOMPLIANT ELEMENTS, COMPONENTS OR PORTIONS OF THE POT THAT WILL BE NOT CORRECTED BY THIS PROJECT BASED ON VALUATION THRESHOLD LIMITATIONS OR A FINDING OF UNREASONABLE HARSHNESS ARE INDICATED IN THESE CONSTRUCTION DOCUMENTS.

DURING CONSTRUCTION, IF POT ITEMS WITHIN THE SCOPE OF THE PROJECT REPRESENTED AS CBC COMPLIANT ARE FOUND TO BE NONCONFORMING BEYOND REASONABLE CONSTRUCTION TOLERANCES, THE ITEMS SHALL BE BROUGHT INTO COMPLIANCE WITH THE CBC AS A PART OF THIS PROJECT BY MEANS OF A CONSTRUCTION CHANGE DOCUMENT.

CODE OVERALL SITE PLAN



1" = 40'-0"

1

DATE PLOTTED: 10/11/2023 2:55:48 PM FILE LOCATION: C:\Users\atlulterton\Documents\22455.01_SUSD_UPK_Classroom_A22_atlulterton69CF7.rvt

KEYNOTES

FIRE ACCESS SITE PLAN GENERAL NOTES

1. SEE PC DRAWINGS FOR SHADE STRUCTURE CONSTRUCTION.



810

FIRE & LIFE SAFETY SITE CONDITIONS SUBMITTAL

Division of the State Architect (DSA) documents referenced within this publication are available on the DSA Forms or DSA Publications webpages.
 To facilitate the Division of the State Architect's (DSA) fire and life safety plan review of project site conditions, DSA requires the design professional to provide the following information at time of project submittal for projects consisting of construction of a new campus, construction of new building(s), additions to existing buildings, and for site alternate design means for fire department emergency vehicle access, and fire suppression water supply.
 Information associated with compliance items 1 through 3 below is to be provided for all project types indicated above. Information associated with items 4 through 7 is to be completed when an alternate means is utilized. Acknowledgment by the school district and signature from the Local Fire Authority (LFA) is only required when an alternate design means is being requested.

The Project Information and Fire & Life Safety Information sections are to be completed for all projects and imaged onto the fire access site plan. When an alternate design/means is proposed, all sections on pages 1 and 2 are to be completed and imaged on the fire access site plan.
 For additional information refer to the instructions at the end of this form and DSA Policy PL 09-01: Fire Flow for Buildings.

PROJECT INFORMATION

School District/Owner: Soledad Unified School District
 Project Name/School: Jack Francioni Elementary School
 Project Address: 779 Orchard Lane, Soledad, CA 93960

FIRE & LIFE SAFETY INFORMATION

1. Has a fire hydrant flow test been performed within the past 12 months? (If yes, provide a copy of the test data.)	Yes <input checked="" type="checkbox"/>	No <input type="checkbox"/>
2. Was the fire hydrant water flow test performed as part of this LFA review?	Yes <input checked="" type="checkbox"/>	No <input type="checkbox"/>
3. Is the project located within a designated fire hazard severity zone (FHSZ) as established by Cal-Fire? (If yes, indicate FHSZ classification below.)	Yes <input type="checkbox"/>	No <input checked="" type="checkbox"/>
Refer to the following website for FHSZ locations: http://maps.fire.ca.gov/FHSZ/	Moderate <input type="checkbox"/>	High <input type="checkbox"/> Very High <input type="checkbox"/>
Wildland Interface Area (WIFA) (If any designations are checked, project design must meet the requirements of CBC Chapter 7A.)		WIFA <input type="checkbox"/>

DSG DSA 810 (revised 12/29/20) DEPARTMENT OF GENERAL SERVICES STATE OF CALIFORNIA Page 1 of 4

DSG 810 FIRE & LIFE SAFETY SITE CONDITIONS SUBMITTAL

CONDITION MEANS AND METHODS RESOLUTION

4. Emergency vehicle access roadways do not meet CFC requirements.	ALTERNATE ACCEPTED			
	Yes	No	N/A	N/R
4a. Acceptable Alternate: Emergency vehicle and personnel access as proposed by the project architect is acceptable for providing fire suppression and protection of life and property.				
5. Fire Hydrants: Number and spacing does not meet CFC requirements.				
5a. Acceptable Alternate: Number of fire hydrants and spacing as proposed by the project architect is acceptable for fire suppression and protection of life and property.				
6. Fire Hydrants: Water flow and pressure are less than CFC minimum.				
6a. Acceptable Alternate: The available flow and pressure is acceptable for providing fire suppression and protection of life and property.				
7. Location of fire department connection(s) serving fire sprinkler systems or standpipe systems does not meet CFC requirements.				
7a. Acceptable Alternate: The location of fire department connection serving the fire sprinkler system and/or standpipe system is acceptable for providing fire suppression and protection of life and property.				

School District Acceptance of Acceptable Design Alternates
 By signing this form, the school district acknowledges and accepts the proposed design as an alternative to California Building Code (CBC) and California Fire Code (CFC) minimum requirements, as indicated by one or more of the conditions indicated at items 4a, 5a, 6a or 7a, for providing fire and life safety protection of life and property.

Accepted by: _____ Title: _____
 Signature: _____ Date: _____

LOCAL FIRE AUTHORITY (LFA) INFORMATION

LFA Agency Name: _____
 LFA Review Official: _____
 Title: _____ Work Phone: _____
 Work Email: _____
 LFA Reviewer's Signature: _____ Date: _____

DSG DSA 810 (revised 12/29/20) DEPARTMENT OF GENERAL SERVICES STATE OF CALIFORNIA Page 2 of 4

SITE PLAN LEGEND

- PROPERTY LINE
- NEW CLASSROOM BUILDING
- (E) BUILDING
- (E) FIRE LANE
- (E) ACCESSIBLE RESTROOMS SERVING AREA OF WORK**
 - (E) GIRLS RESTROOM
 - (E) BOYS RESTROOM
 - (E) STAFF RESTROOM (GENDER-NEUTRAL)
- (E) CHAIN LINK FENCE LINE
- (E) ORNAMENTAL METAL FENCE LINE
- (E) FIRE HYDRANT
- (E) FIRE DEPARTMENT CONNECTION




303 POTRERO STREET, SUITE 5
 SANTA CRUZ, CA 95060
 TEL (831) 440-7300

CONSULTANTS
CIVIL ENGINEER
 19six Architects
 560 Higuera St Suite C
 San Luis Obispo, CA 93401
 Tel: 805.479.0399
MODULAR MANUFACTURER
 TBD

ELECTRICAL ENGINEER
 Aurum Consulting Engineers
 1798 Technology Dr, Suite 242
 San Jose, CA 95110
 Tel: 408.564.7925

GEOTECHNICAL ENGINEER
 Cornerstone Earth Group
 1259 Oakmead Pkwy
 Sunnyvale, CA 94085
 Tel: 408.245.4600

ARCHITECT STAMP **CONSULTANT STAMP**



REVISIONS

NO.	DATE	DESCRIPTION

THE ARCHITECT DOES NOT REPRESENT THAT THESE PLANS OR THE SPECIFICATIONS ARE SUITABLE FOR ANY SITE OTHER THAN THE ONE FOR WHICH THEY WERE SPECIFICALLY PREPARED. THE ARCHITECT DISCLAIMS RESPONSIBILITY FOR THESE PLANS AND SPECIFICATIONS IF THEY ARE USED IN WHOLE OR IN PART AT ANY OTHER SITE.

PROJECT OWNER & TITLE
SOLEDAD UNIFIED SCHOOL DISTRICT
 1261 Metz Rd
 Soledad CA, 93960

NEW UPK CLASSROOM - JACK FRANCIONI ELEMENTARY SCHOOL
 779 Orchard Lane
 Soledad, CA 93960

SHEET TITLE
LOCAL FIRE AUTHORITY SITE PLAN

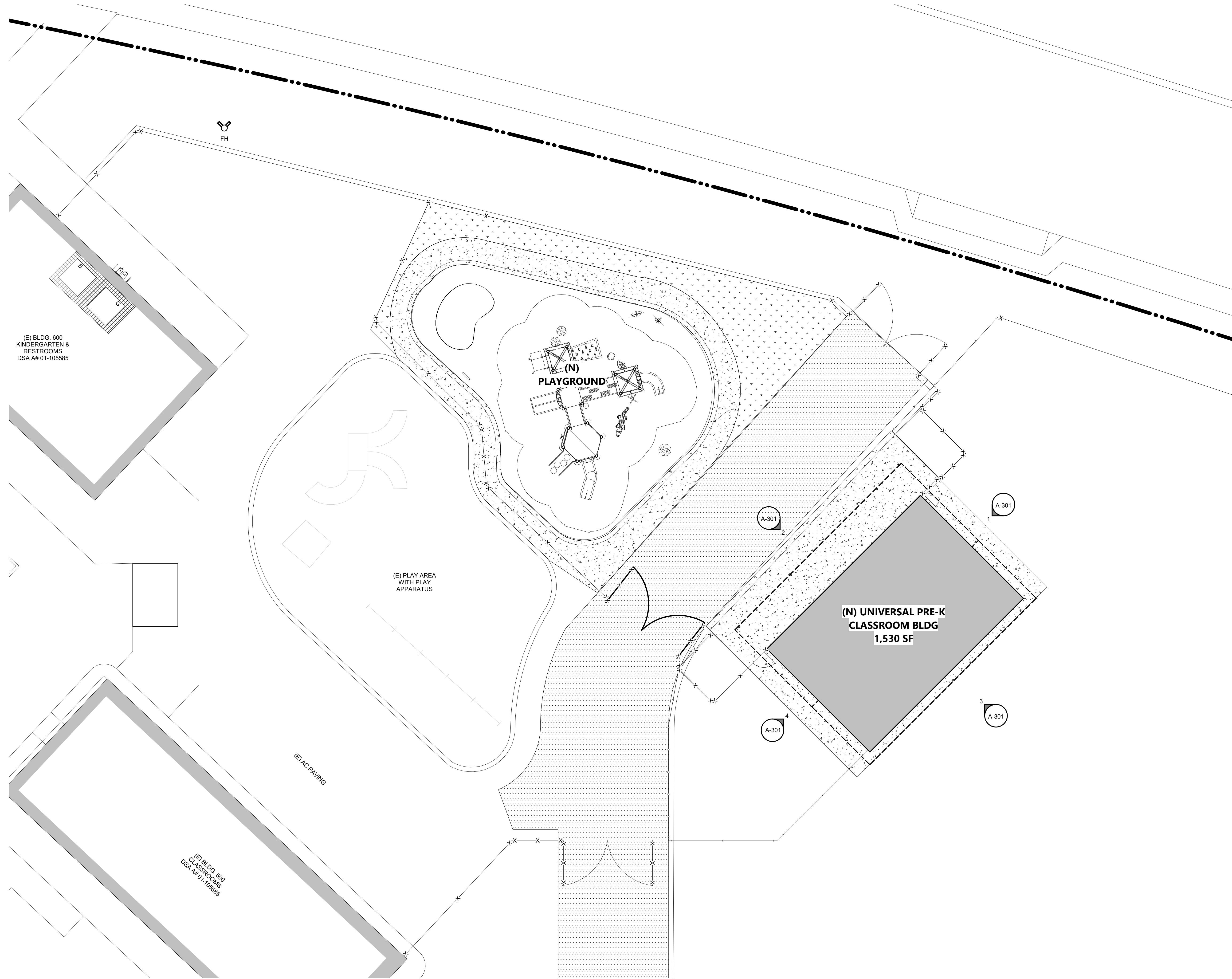
DRAWN BY: KS JOB NUMBER: 22455.01

SHEET NO.

G-102

DATE: 22455.01

DATE PLOTTED: 10/11/2023 2:55:28 PM FILE LOCATION: C:\Users\afullerton\Documents\22455.01_SUSD_UPK_Classroom_A22_afullerton69CF7.rvt



KEYNOTES

AGENCY APPROVAL DSA# ?

196 ARCHITECTS
 303 POTRERO STREET, SUITE 5
 SANTA CRUZ, CA 95060
 TEL (831) 440-7300

CONSULTANTS
CIVIL ENGINEER
 196x Architects
 560 Higuera St Suite C
 San Luis Obispo, CA 93401
 Tel: 805.479.0399

MODULAR MANUFACTURER
 TBD

ELECTRICAL ENGINEER
 Aurum Consulting Engineers
 1798 Technology Dr, Suite 242
 San Jose, CA 95110
 Tel: 408.564.7925

GEOTECHNICAL ENGINEER
 Cornerstone Earth Group
 1259 Oakmead Pkwy
 Sunnyvale, CA 94085
 Tel: 408.245.4600

SITE PLAN LEGEND

- PROPERTY LINE
- NEW SHADE STRUCTURE
- ▭ (E) BUILDING
- (E) ACCESSIBLE RESTROOMS SERVING AREA OF WORK
 - ⊞ (E) GIRLS RESTROOM
 - ⊞ (E) BOYS RESTROOM
 - ⊞ (E) STAFF RESTROOM (GENDER-NEUTRAL)
- PATH OF TRAVEL (P.O.T.)
 - AS INDICATED, IS A COMMON BARRIER FREE ACCESS ROUTE
 - IS AT LEAST 48" WIDE
 - NO ABRUPT VERTICAL CHANGES EXCEEDING 1/2" BEVELED AT 1:2 MAXIMUM SLOPE, EXCEPT THAT LEVEL CHANGES DO NOT EXCEED 1/4" VERTICAL
 - THE PATH SURFACE IS SLIP RESISTANT, STABLE, FIRM, AND SMOOTH
 - PASSING SPACES (11B-403.2) AT LEAST 60"x60" ARE LOCATED NOT MORE THAN 200' APART
 - PARTS OF P.O.T. WITH CONTINUOUS GRADIENTS HAVE 60" LEVEL AREAS (11B-403.7) NOT MORE THAN 400' APART
 - THE CROSS-SLOPE DOES NOT EXCEED 2% AND SLOPE IN THE DIRECTION OF TRAVEL IS LESS THAN 5% UNLESS OTHERWISE INDICATED
 - (POT) SHALL BE MAINTAINED FREE OF OVERHANGING OBSTRUCTIONS TO 80" MINIMUM (11B-307.4) AND PROTRUDING OBJECTS GREATER THAN 4" PROJECTION FROM WALL AND ABOVE 27" AND LESS THAN 80" (11B-307)
 - ARCHITECT SHALL VERIFY PATH OF TRAVEL CONFORMS WITH THE ABOVE.
- X-X-X-X (E) CHAIN LINK FENCE LINE
- (E) ORNAMENTAL METAL FENCE LINE
- FH (E) FIRE HYDRANT
- FDC (E) FIRE DEPARTMENT CONNECTION

SITE PLAN GENERAL NOTES

1.

ARCHITECT STAMP CONSULTANT STAMP

LICENSED ARCHITECT
NO. 7519
CONSTRUCTION
 STATE OF CALIFORNIA

REVISIONS

NO.	DATE	DESCRIPTION

THE ARCHITECT DOES NOT REPRESENT THAT THESE PLANS OR THE SPECIFICATIONS ARE SUITABLE FOR ANY SITE OTHER THAN THE ONE FOR WHICH THEY WERE SPECIFICALLY PREPARED. THE ARCHITECT DISCLAIMS RESPONSIBILITY FOR THESE PLANS AND SPECIFICATIONS IF THEY ARE USED IN WHOLE OR IN PART AT ANY OTHER SITE.

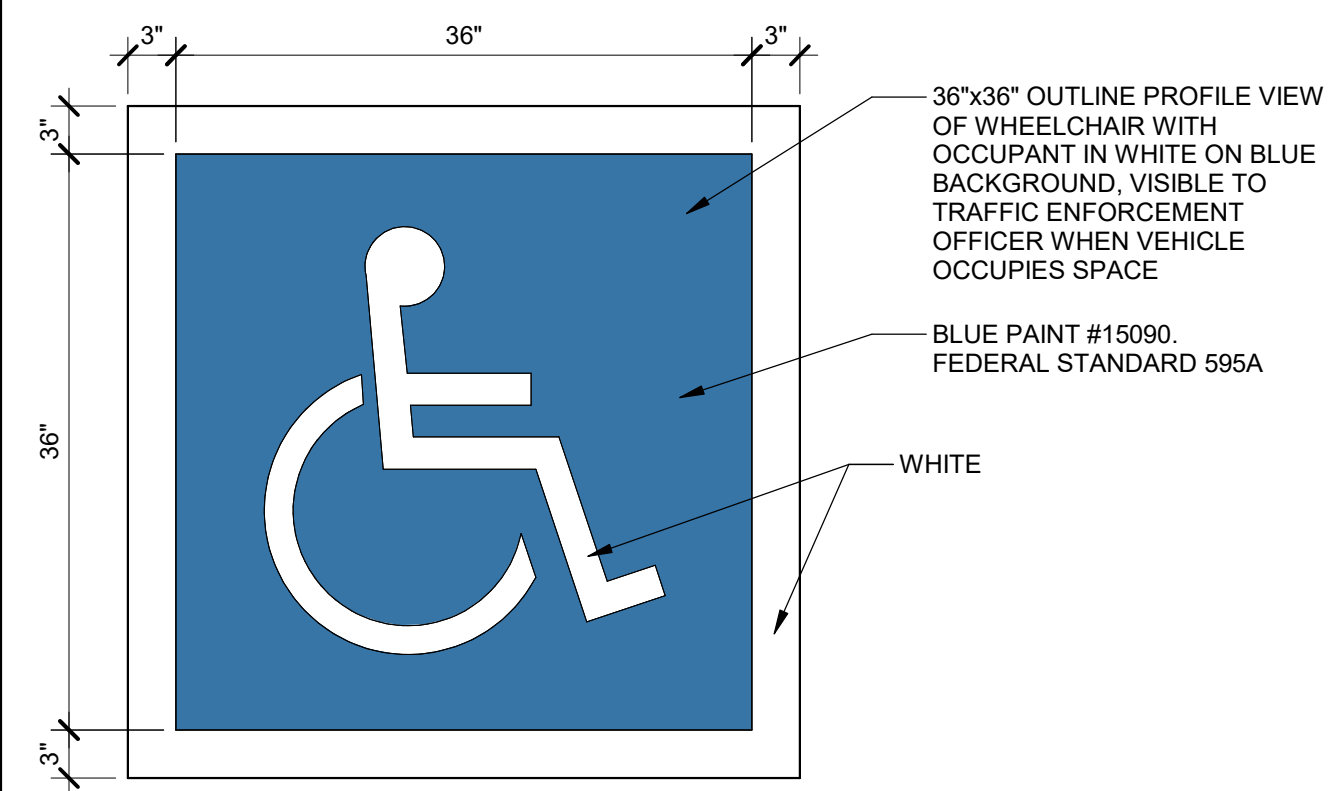
PROJECT OWNER & TITLE
SOLEDAD UNIFIED SCHOOL DISTRICT
 1261 Metz Rd
 Soledad CA, 93960

NEW UPK CLASSROOM - JACK FRANScioni ELEMENTARY SCHOOL
 779 Orchard Lane
 Soledad, CA 93960

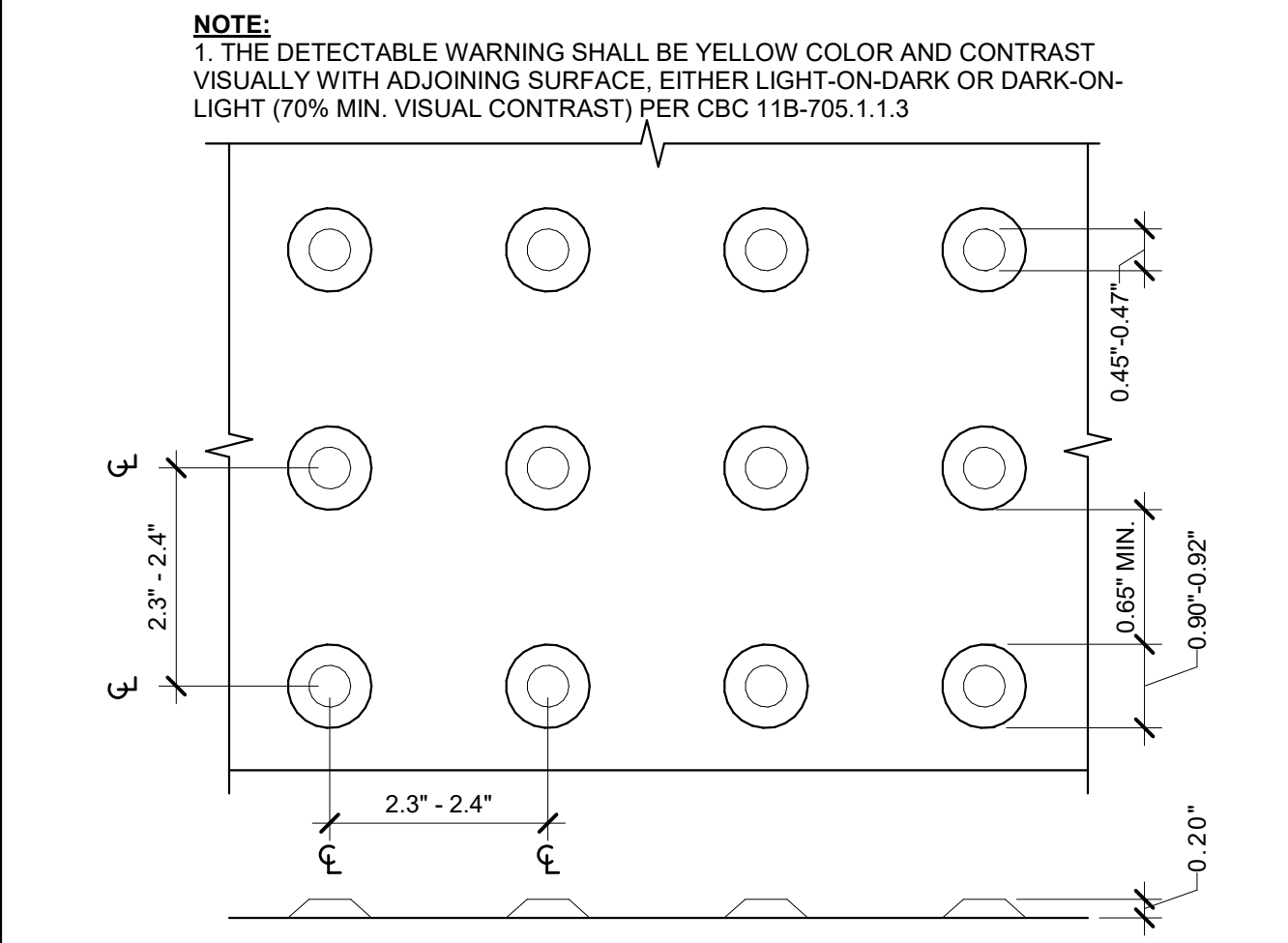
SHEET TITLE
ENLARGED SITE PLAN

DRAWN BY: KS JOB NUMBER: 22455.01

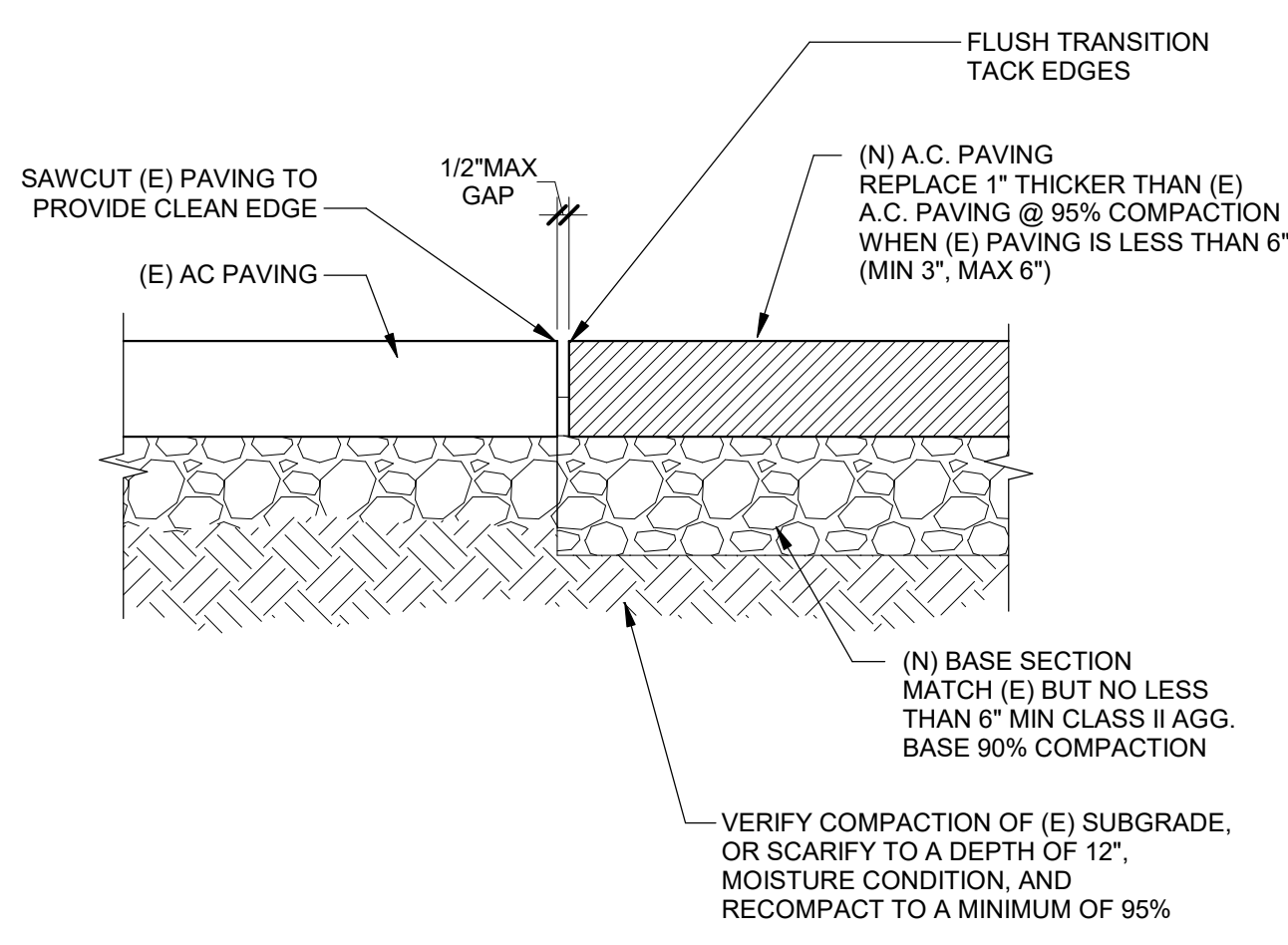
SHEET NO.
A-102



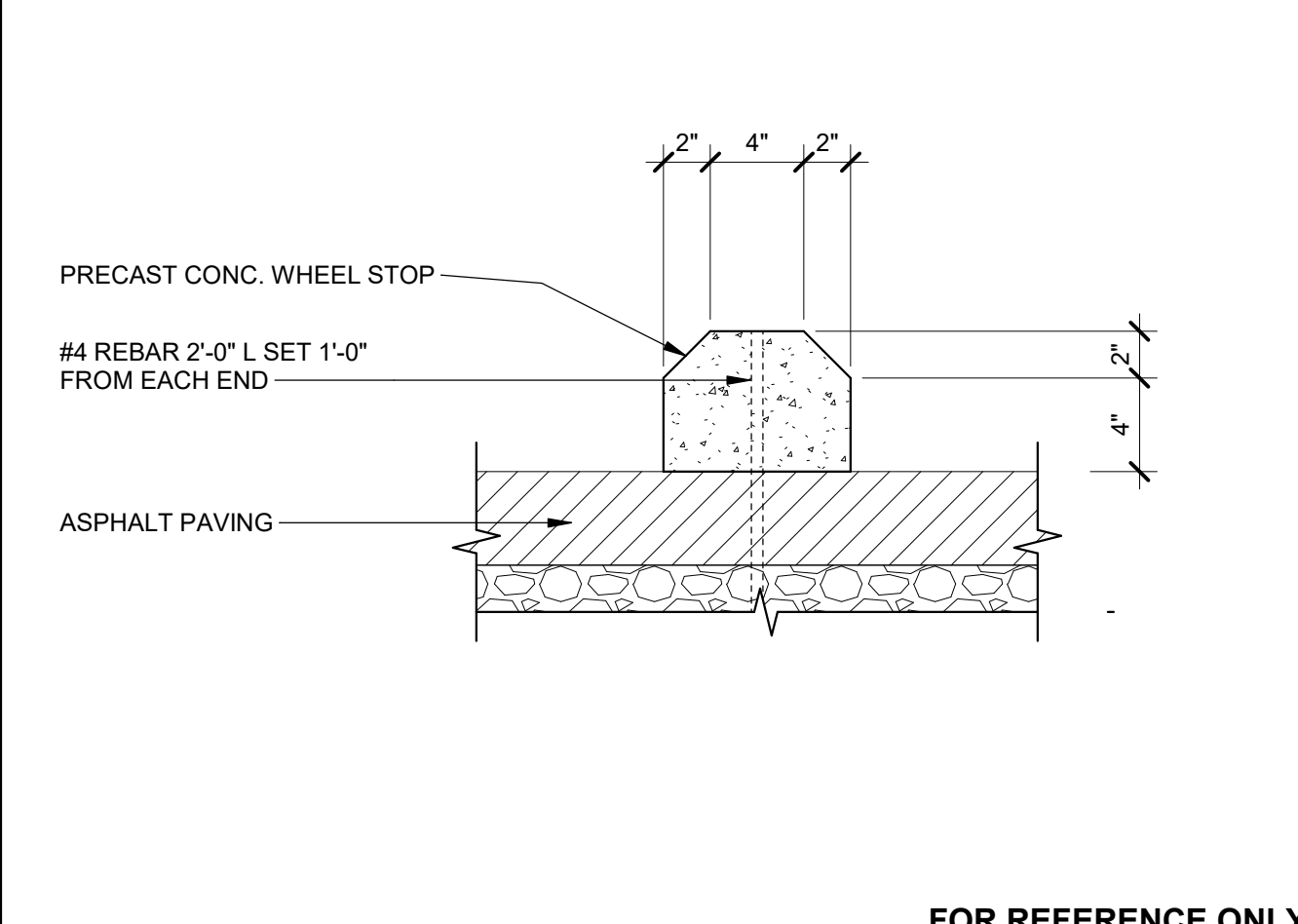
FOR REFERENCE ONLY
(E) ISA SYMBOL 1" = 1'-0" 5



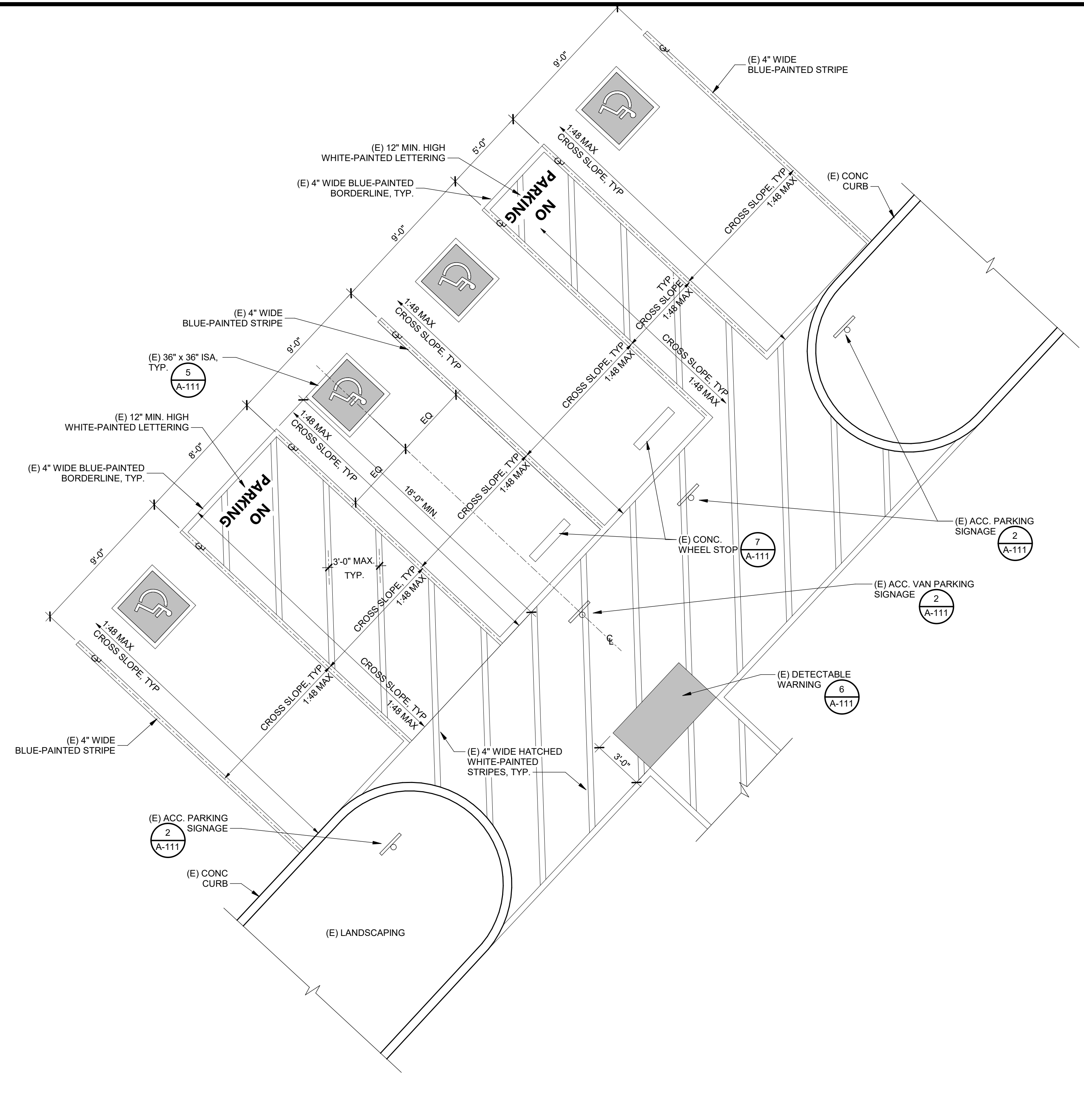
TRUNCATED DOMES 6" = 1'-0" 6



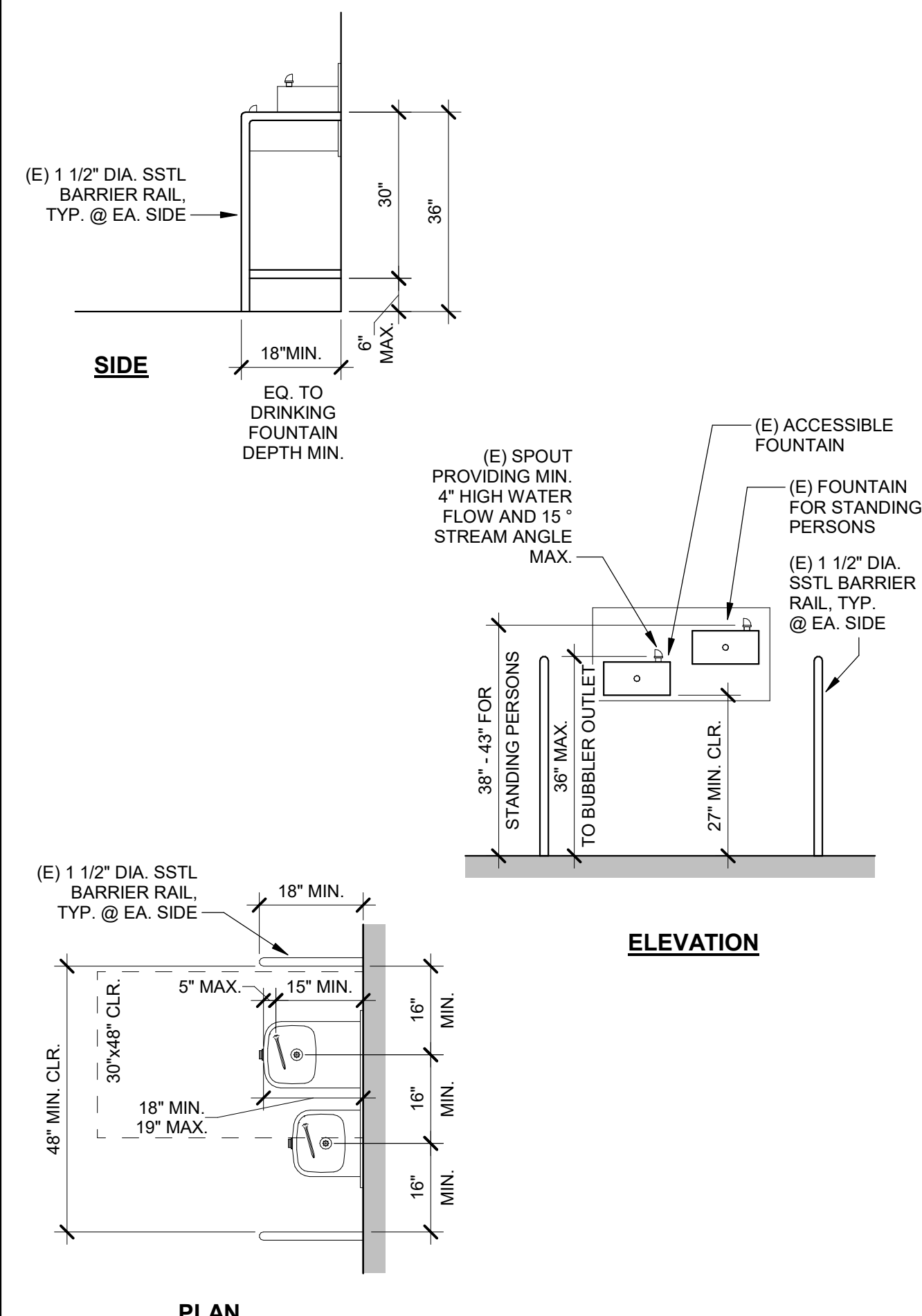
NEW AC PAVING EXTENSION 1 1/2" = 1'-0" 10



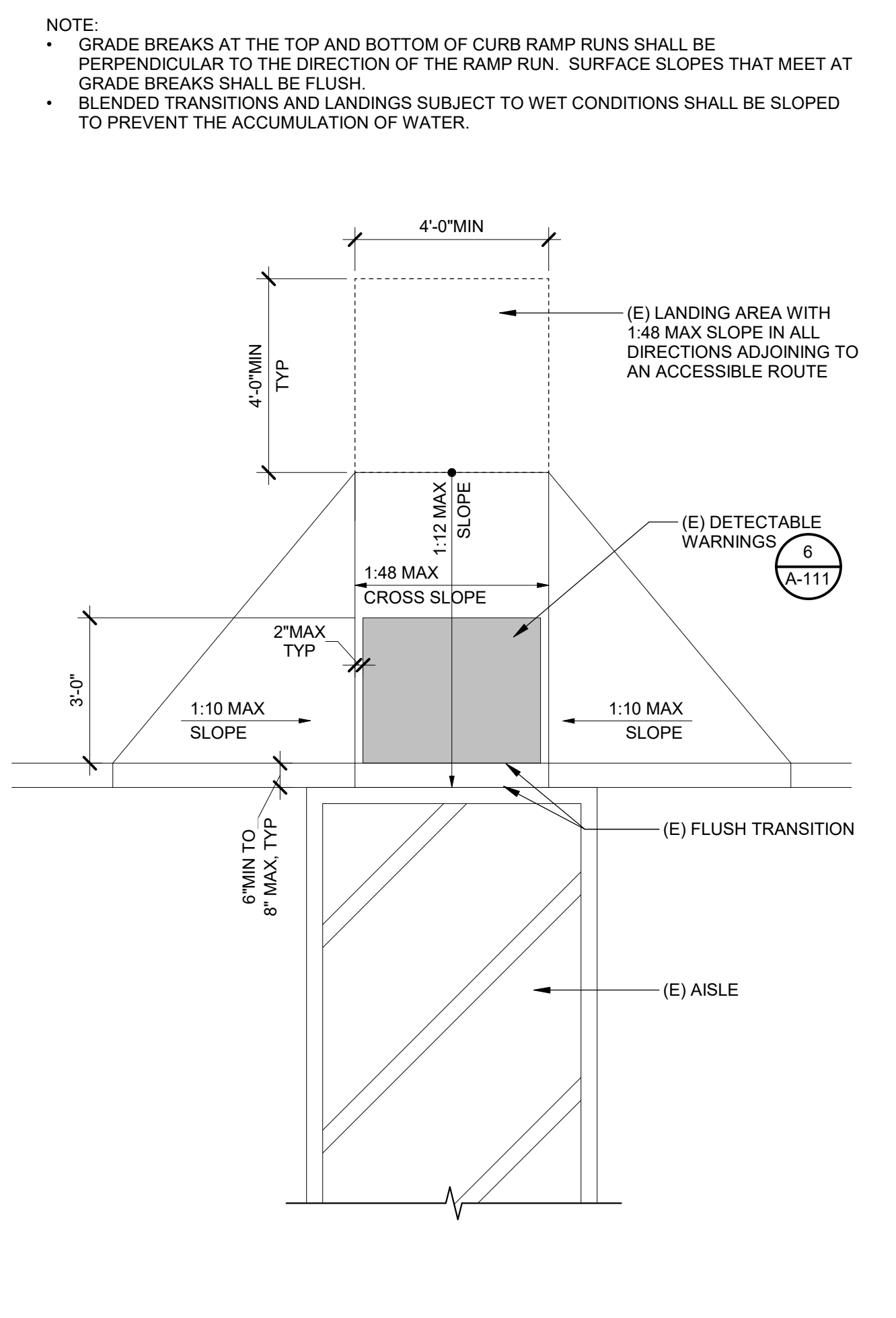
(E) PRE-CAST CONC. WHEEL STOP 1 1/2" = 1'-0" 7



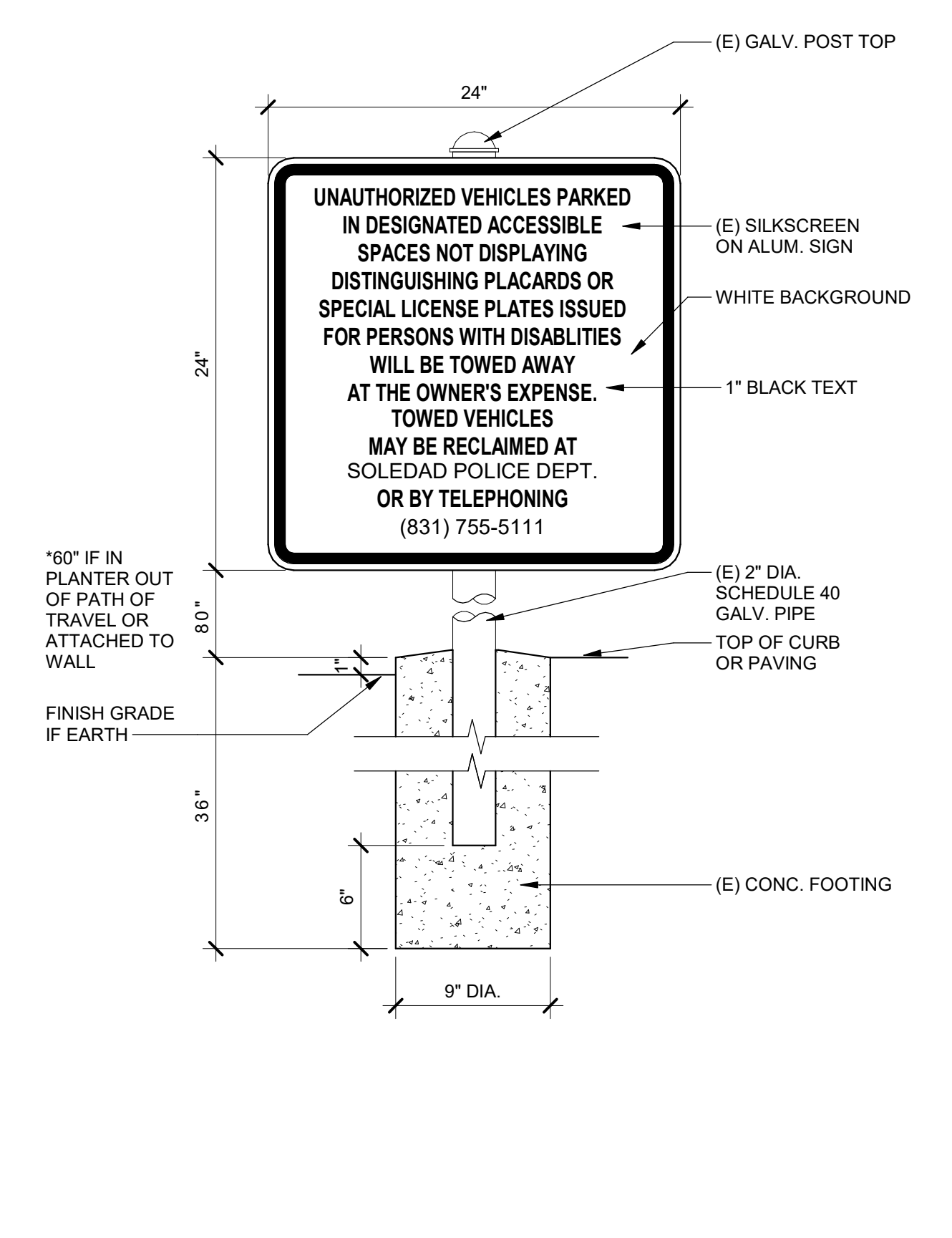
(E) ACCESSIBLE PARKING 1/4" = 1'-0" 1



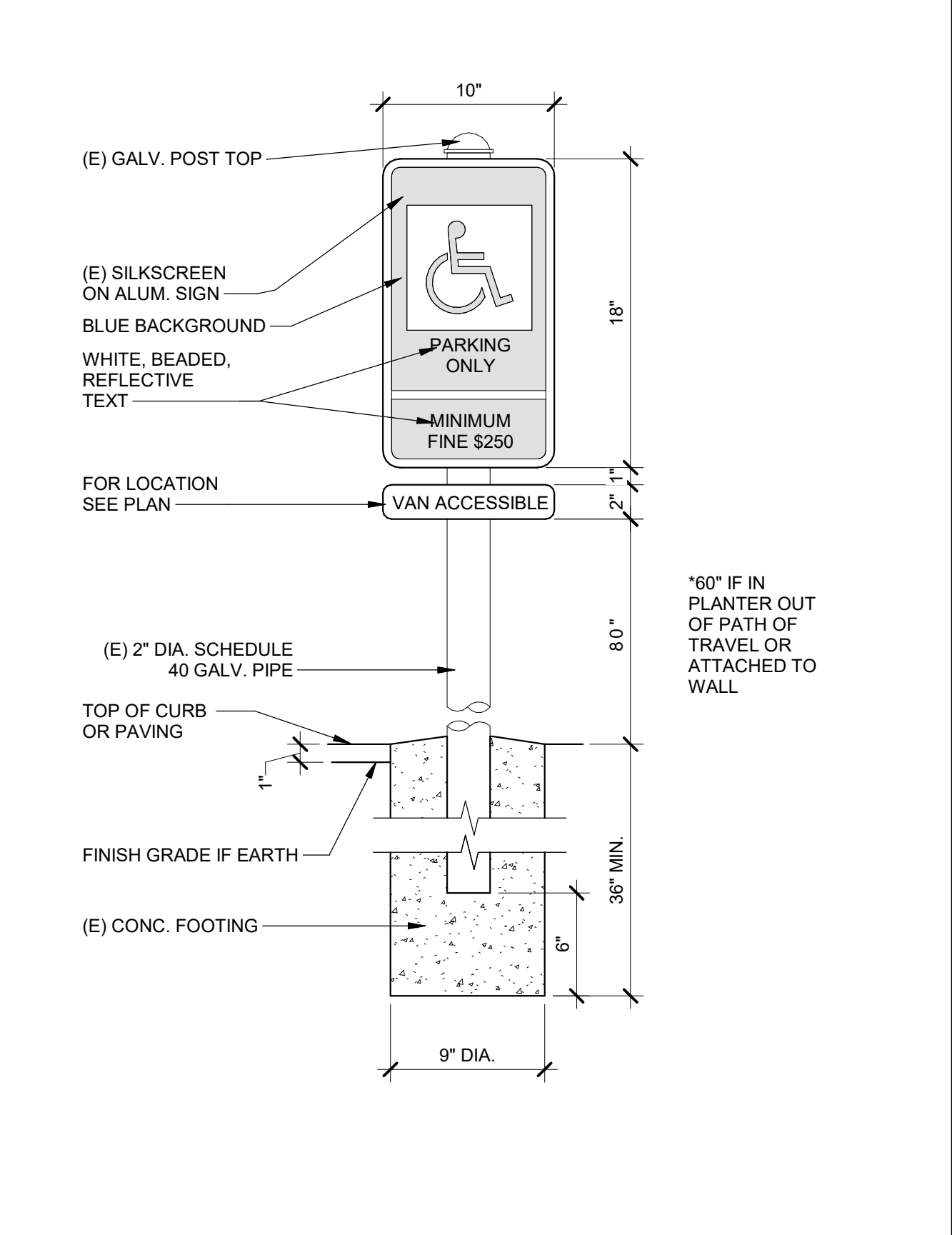
(N) ACCESSIBLE DRINKING FOUNTAIN 1/2" = 1'-0" 11



(E) CURB RAMP @ AISLE 3/8" = 1'-0" 4



(E) TOW-AWAY SIGN 1 1/2" = 1'-0" 3



(E) ACC. PARKING LOT SIGNAGE 1 1/2" = 1'-0" 2

AGENCY APPROVAL **DS&J**

196

ARCHITECTS

303 POTRERO STREET, SUITE 5
SANTA CRUZ, CA 95060
TEL (831) 440-7300

CONSULTANTS

CIVIL ENGINEER
19six Architects
560 Higuera St Suite C
San Luis Obispo, CA 93401
Tel: 805.479.0399

MODULAR MANUFACTURER
TBD

ELECTRICAL ENGINEER
Aurum Consulting Engineers
1798 Technology Dr, Suite 242
San Jose, CA 95110
Tel: 408.564.7925

GEOTECHNICAL ENGINEER
Cornerstone Earth Group
1259 Oakmead Pkwy
Sunnyvale, CA 94085
Tel: 408.245.4600

ARCHITECT STAMP CONSULTANT STAMP



REVISIONS

NO.	DATE	DESCRIPTION

THE ARCHITECT DOES NOT REPRESENT THAT THESE PLANS OR THE SPECIFICATIONS ARE SUITABLE FOR ANY SITE OTHER THAN THE ONE FOR WHICH THEY WERE SPECIFICALLY PREPARED. THE ARCHITECT DISCLAIMS RESPONSIBILITY FOR THESE PLANS AND SPECIFICATIONS IF THEY ARE USED IN WHOLE OR IN PART AT ANY OTHER SITE.

PROJECT OWNER & TITLE
SOLEDAD UNIFIED SCHOOL DISTRICT
1261 Metz Rd
Soledad CA, 93960


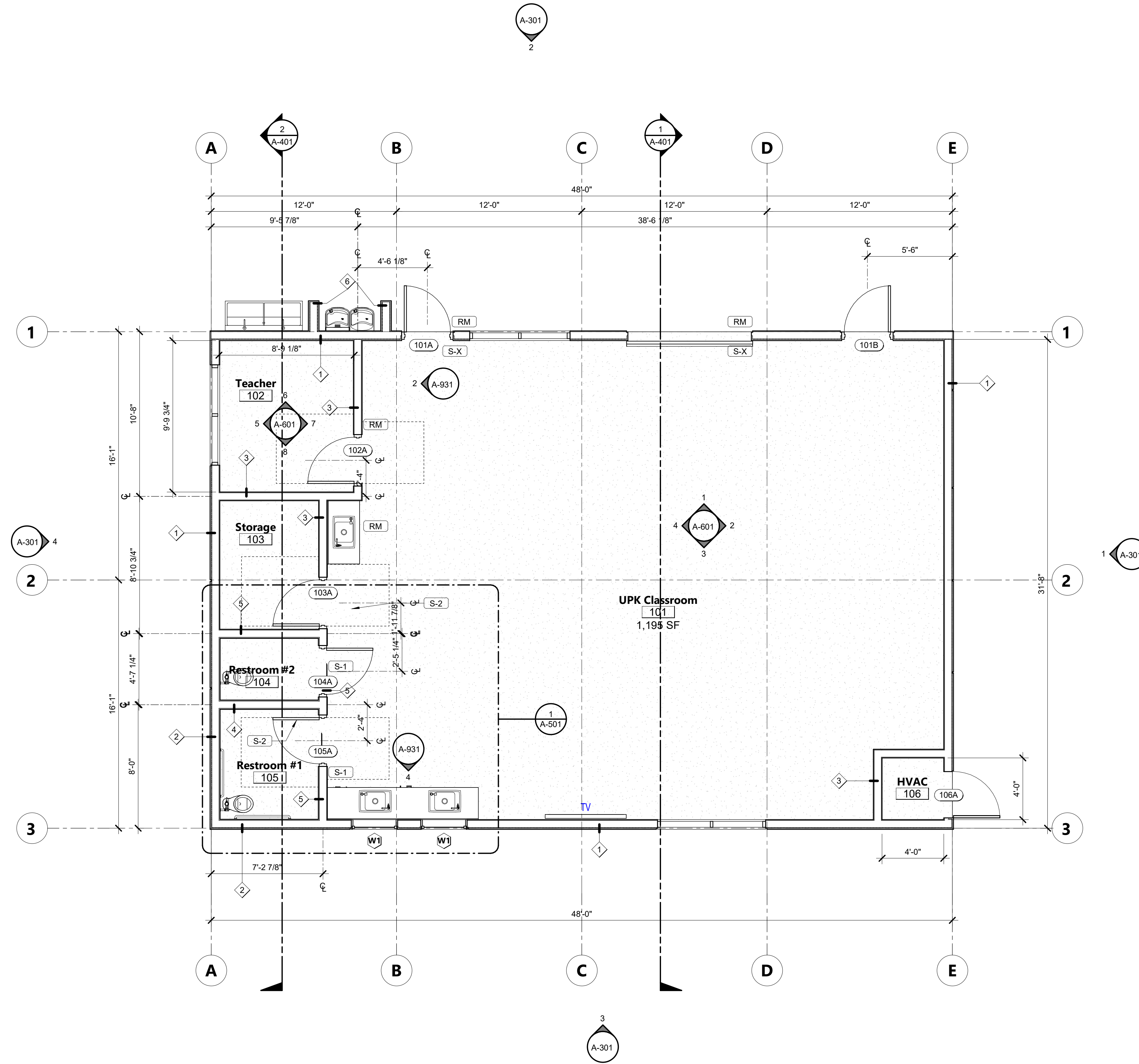
NEW UPK CLASSROOM - JACK FRANSCIONI ELEMENTARY SCHOOL
779 Orchard Lane
Soledad, CA 93960

SHEET TITLE
SITE DETAILS

DRAWN BY: KS JOB NUMBER: 22455.01

SHEET NO.
A-111

DATE PLOTTED: 10/11/2023 2:55:30 PM FILE LOCATION: C:\Users\afullerton\Documents\22455.01_SUSD_UPK Classroom_A22_afullerton69CF7.rvt



KEYNOTES

FLOOR PLAN LEGEND

- ROOM NAME — ROOM NAME
- 101 — ROOM NUMBER
- 150 SF — ROOM AREA
- A-901 — WALL TYPE TAG
- 101AA — DOOR TYPE TAG
- A — WINDOW TYPE TAG
- A-1200 — EQUIPMENT SCHEDULE
- EQUIPMENT MARK
- RM — SIGNAGE TAG

SIGNAGE LEGEND

- RM ROOM NAME / NUMBER SIGN, SEE DETAILS
- S-1 TOILET ROOM DOOR SIGN, SEE DETAILS
- S-2 TOILET ROOM WALL SIGN, SEE DETAILS
- S-X TACTILE "EXIT" SIGN (INTERIOR), SEE DETAILS
- ALS ASSISTIVE LISTENING SIGN, SEE DETAIL

FLOOR PLAN GENERAL NOTES

1. ALL INTERIOR CONSTRUCTION ON THIS PROJECT IS DESIGNATED "AIRTIGHT" FOR THE PURPOSES OF SOUND ISOLATION AND NOISE CONTROL. THE REQUIREMENTS FOR AIRTIGHT CONSTRUCTION INCLUDE, BUT ARE NOT LIMITED TO, THE REQUIREMENTS DESCRIBED IN THE SPECIFICATIONS AND THE DETAILS SHOWN ON DRAWING SHEET A-901. ALL NECESSARY PRODUCTS AND DETAILING SHALL BE PROVIDED TO ACHIEVE AIRTIGHT/LEAKPROOF CONSTRUCTION, WHETHER OR NOT THOSE PRODUCTS, OR DETAILS, ARE SPECIFICALLY DESCRIBED OR SHOWN IN THE PROJECT DOCUMENTS.
2. FURNITURE N.I.C.
3. ALL DIMENSIONS ARE FROM FACE OF STUD TO FACE OF STUD OR CENTERLINE OF COLUMN.
4. ALL EXPOSED STEEL TO BE GALVANIZED AND PAINTED.
5. ALL EXPOSED PIPES, STRUCTURE, AND CONDUIT TO BE PAINTED.
6. FOR WALL TYPES SEE SHEET A-901.

AGENCY APPROVAL DSAE ?



303 POTRERO STREET, SUITE 5
SANTA CRUZ, CA 95060
TEL (831) 440-7300

CONSULTANTS

CIVIL ENGINEER
196x Architects
560 Higuera St Suite C
San Luis Obispo, CA 93401
Tel: 805.479.0399

MODULAR MANUFACTURER
TBD

ELECTRICAL ENGINEER
Aurum Consulting Engineers
1798 Technology Dr, Suite 242
San Jose, CA 95110
Tel: 408.564.7925

GEOTECHNICAL ENGINEER
Cornerstone Earth Group
1259 Oakmead Pkwy
Sunnyvale, CA 94085
Tel: 408.245.4600

ARCHITECT STAMP

CONSULTANT STAMP



REVISIONS

NO.	DATE	DESCRIPTION

THE ARCHITECT DOES NOT REPRESENT THAT THESE PLANS OR THE SPECIFICATIONS ARE SUITABLE FOR ANY SITE OTHER THAN THE ONE FOR WHICH THEY WERE SPECIFICALLY PREPARED. THE ARCHITECT DISCLAIMS RESPONSIBILITY FOR THESE PLANS AND SPECIFICATIONS IF THEY ARE USED IN WHOLE OR IN PART AT ANY OTHER SITE.

PROJECT OWNER & TITLE
SOLEDAD UNIFIED SCHOOL DISTRICT
1261 Metz Rd
Soledad CA, 93960

NEW UPK CLASSROOM - JACK FRANScioni ELEMENTARY SCHOOL
779 Orchard Lane
Soledad, CA 93960

SHEET TITLE

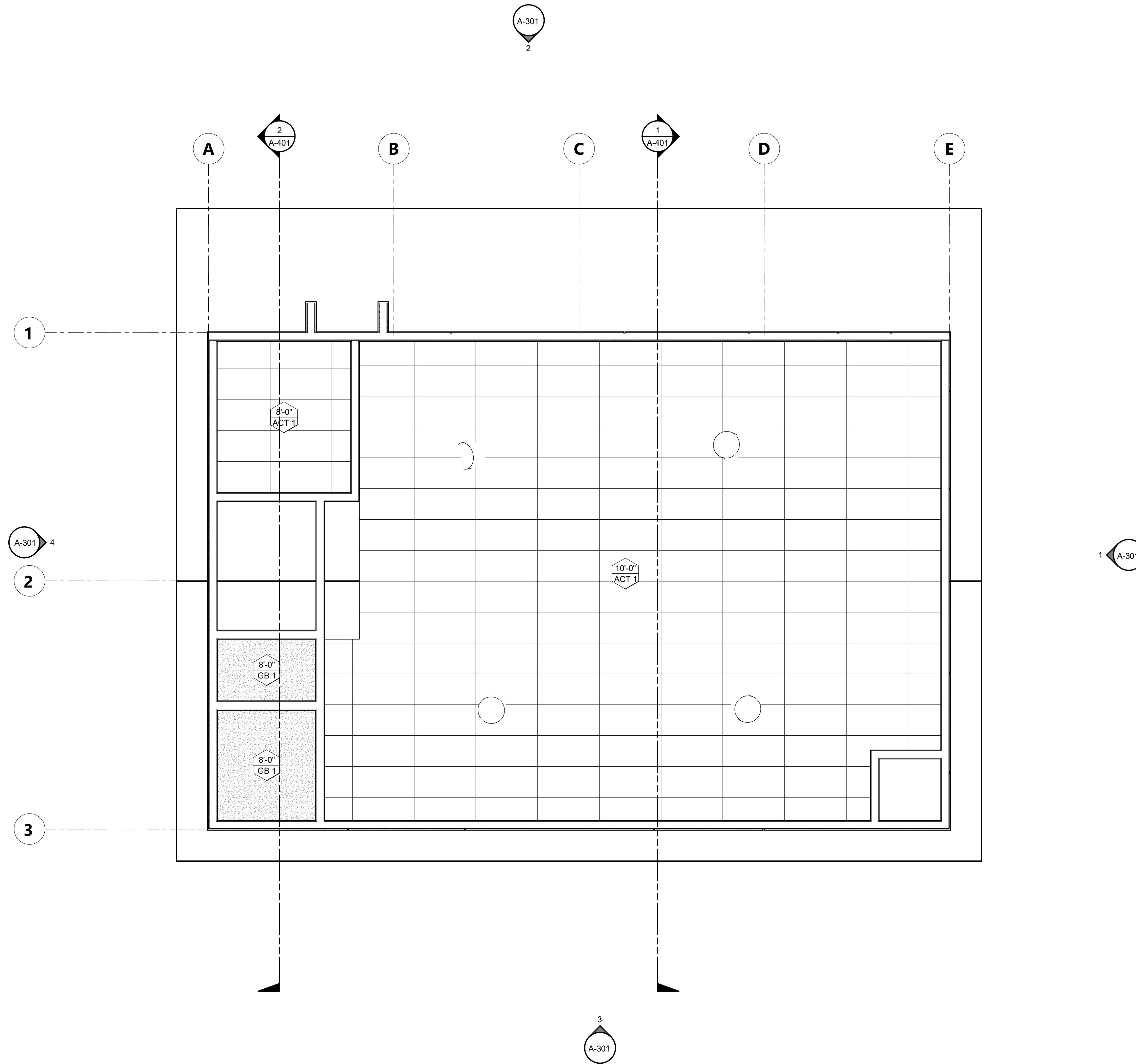
FLOOR PLAN

DRAWN BY: Author JOB NUMBER: 22455.01

SHEET NO.

A-201

DATE: 22455.01



KEYNOTES

FLOOR PLAN LEGEND

- ROOM NAME → ROOM NAME
- 101 → ROOM NUMBER
- 150 SF → ROOM AREA
- AG → WALL TYPE TAG
- 101AA → DOOR TYPE TAG
- A → WINDOW TYPE TAG
- A 1200 → EQUIPMENT SCHEDULE
- EQUIPMENT MARK
- RM → SIGNAGE TAG

FLOOR PLAN GENERAL NOTES

1. ALL INTERIOR CONSTRUCTION ON THIS PROJECT IS DESIGNATED "AIRTIGHT" FOR THE PURPOSES OF SOUND ISOLATION AND NOISE CONTROL. THE REQUIREMENTS FOR AIRTIGHT CONSTRUCTION INCLUDE, BUT ARE NOT LIMITED TO, THE REQUIREMENTS DESCRIBED IN THE SPECIFICATIONS AND THE DETAILS SHOWN ON DRAWING SHEET A-901. ALL NECESSARY PRODUCTS AND DETAILING SHALL BE PROVIDED TO ACHIEVE AIRTIGHT/LEAKPROOF CONSTRUCTION, WHETHER OR NOT THOSE PRODUCTS, OR DETAILS, ARE SPECIFICALLY DESCRIBED OR SHOWN IN THE PROJECT DOCUMENTS.
2. FURNITURE N.I.C.
3. ALL DIMENSIONS ARE FROM FACE OF STUD TO FACE OF STUD OR CENTERLINE OF COLUMN.
4. ALL EXPOSED STEEL TO BE GALVANIZED AND PAINTED.
5. ALL EXPOSED PIPES, STRUCTURE, AND CONDUIT TO BE PAINTED.
6. FOR WALL TYPES SEE SHEET A-901.

AGENCY APPROVAL DSAE ?

196
ARCHITECTS

303 POTRERO STREET, SUITE 5
SANTA CRUZ, CA 95060
TEL (831) 440-7300

CONSULTANTS

CIVIL ENGINEER
19six Architects
560 Higuera St Suite C
San Luis Obispo, CA 93401
Tel: 805.479.0399

MODULAR MANUFACTURER
TBD

ELECTRICAL ENGINEER
Aurum Consulting Engineers
1798 Technology Dr, Suite 242
San Jose, CA 95110
Tel: 408.564.7925

GEOTECHNICAL ENGINEER
Cornerstone Earth Group
1259 Oakmead Pkwy
Sunnyvale, CA 94085
Tel: 408.245.4600

ARCHITECT STAMP CONSULTANT STAMP



REVISIONS

NO.	DATE	DESCRIPTION

THE ARCHITECT DOES NOT REPRESENT THAT THESE PLANS OR THE SPECIFICATIONS ARE SUITABLE FOR ANY SITE OTHER THAN THE ONE FOR WHICH THEY WERE SPECIFICALLY PREPARED. THE ARCHITECT DISCLAIMS RESPONSIBILITY FOR THESE PLANS AND SPECIFICATIONS IF THEY ARE USED IN WHOLE OR IN PART AT ANY OTHER SITE.

PROJECT OWNER & TITLE

SOLEDAD UNIFIED SCHOOL DISTRICT
1261 Metz Rd
Soledad CA, 93960

NEW UPK CLASSROOM - JACK FRANScioni ELEMENTARY SCHOOL
779 Orchard Lane
Soledad, CA 93960

SHEET TITLE

REFLECTED CEILING PLAN

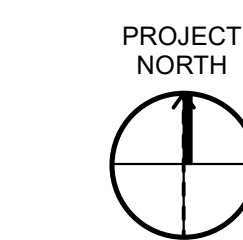
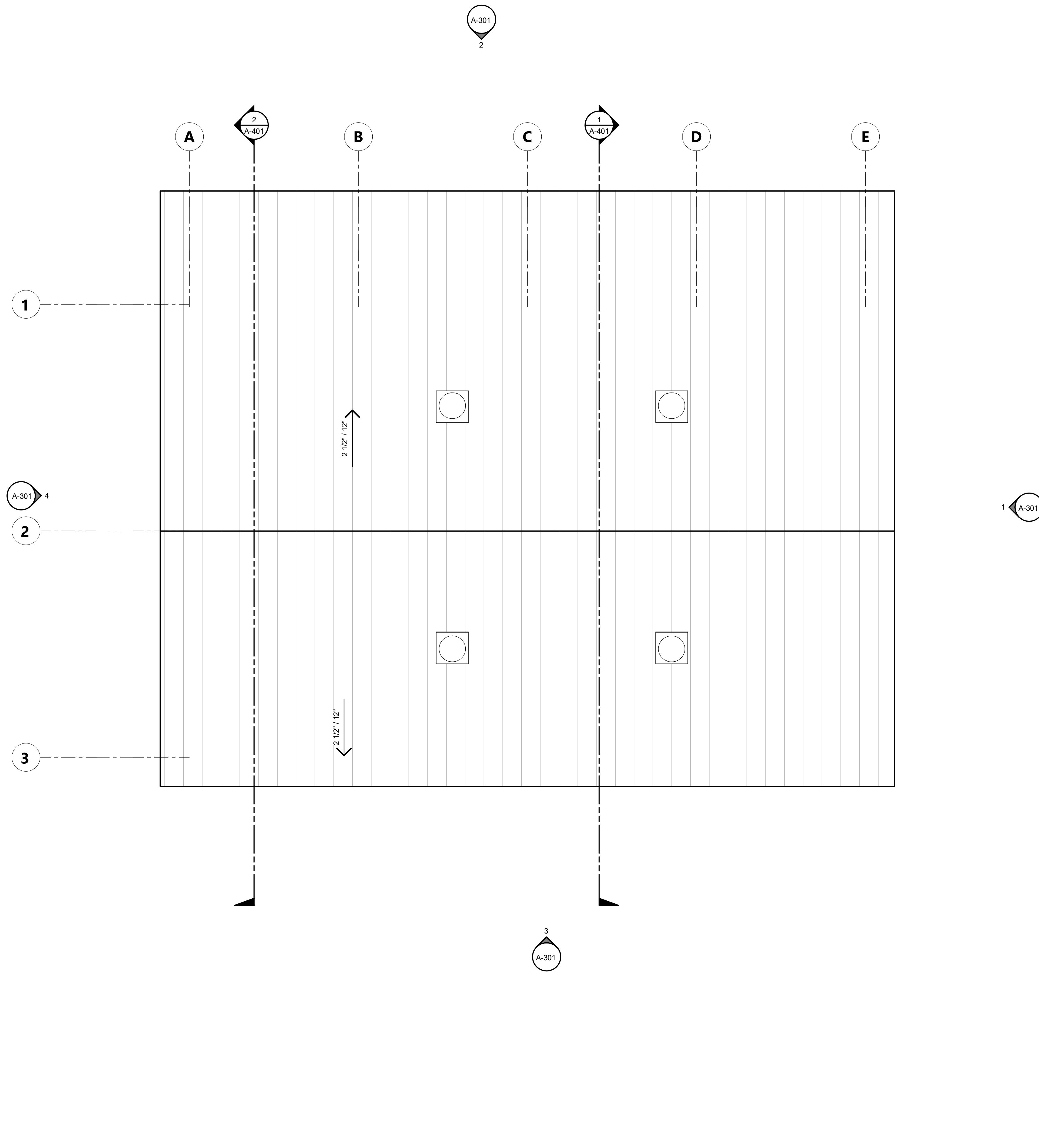
DRAWN BY: Author JOB NUMBER: 22455.01

SHEET NO.

A-202

DATE: 22455.01

DATE PLOTTED: 10/11/2023 2:55:32 PM FILE LOCATION: C:\Users\afullerton\Documents\22455.01_SUSD_UPK_Classroom_A22_fullerton69CF7.rvt



ROOF PLAN 1/4" = 1'-0" 1

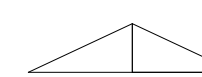

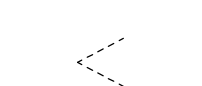


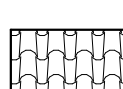
KEYNOTES

ROOF PLAN GENERAL NOTES

1. REFER TO MECHANICAL SHEETS FOR MECHANICAL EQUIPMENT INFORMATION

ROOFING LEGEND

O.D. OVERFLOW DRAIN
 R.D. ROOF DRAIN
 T.O.P. TOP OF PARAPET
 T.O.S. TOP OF STEEL, UNDERSIDE OF DECK (U.N.O.)

-  CRICKET
-  ROOF AND OVERFLOW DRAIN
-  ROOF ACCESS HATCH
-  METAL SEAM ROOF
-  ASPHALT SHINGLE ROOF
-  CLAY TILE ROOF

- ALL ROOFING SHALL BE CLASS "A"

AGENCY APPROVAL DSAE ?



303 POTRERO STREET, SUITE 5
 SANTA CRUZ, CA 95060
 TEL (831) 440-7300

CONSULTANTS

CIVIL ENGINEER
 19six Architects
 560 Higuera St Suite C
 San Luis Obispo, CA 93401
 Tel: 805.479.0399


MODULAR MANUFACTURER
 TBD

ELECTRICAL ENGINEER
 Aurum Consulting Engineers
 1798 Technology Dr, Suite 242
 San Jose, CA 95110
 Tel: 408.564.7925

GEOTECHNICAL ENGINEER
 Cornerstone Earth Group
 1259 Oakmead Pkwy
 Sunnyvale, CA 94085
 Tel: 408.245.4600

ARCHITECT STAMP

CONSULTANT STAMP



REVISIONS

NO.	DATE	DESCRIPTION

THE ARCHITECT DOES NOT REPRESENT THAT THESE PLANS OR THE SPECIFICATIONS ARE SUITABLE FOR ANY SITE OTHER THAN THE ONE FOR WHICH THEY WERE SPECIFICALLY PREPARED. THE ARCHITECT DISCLAIMS RESPONSIBILITY FOR THESE PLANS AND SPECIFICATIONS IF THEY ARE USED IN WHOLE OR IN PART AT ANY OTHER SITE.

PROJECT OWNER & TITLE

SOLEDAD UNIFIED SCHOOL DISTRICT
 1261 Metz Rd
 Soledad CA, 93960

NEW UPK CLASSROOM - JACK FRANScioni ELEMENTARY SCHOOL
 779 Orchard Lane
 Soledad, CA 93960

SHEET TITLE

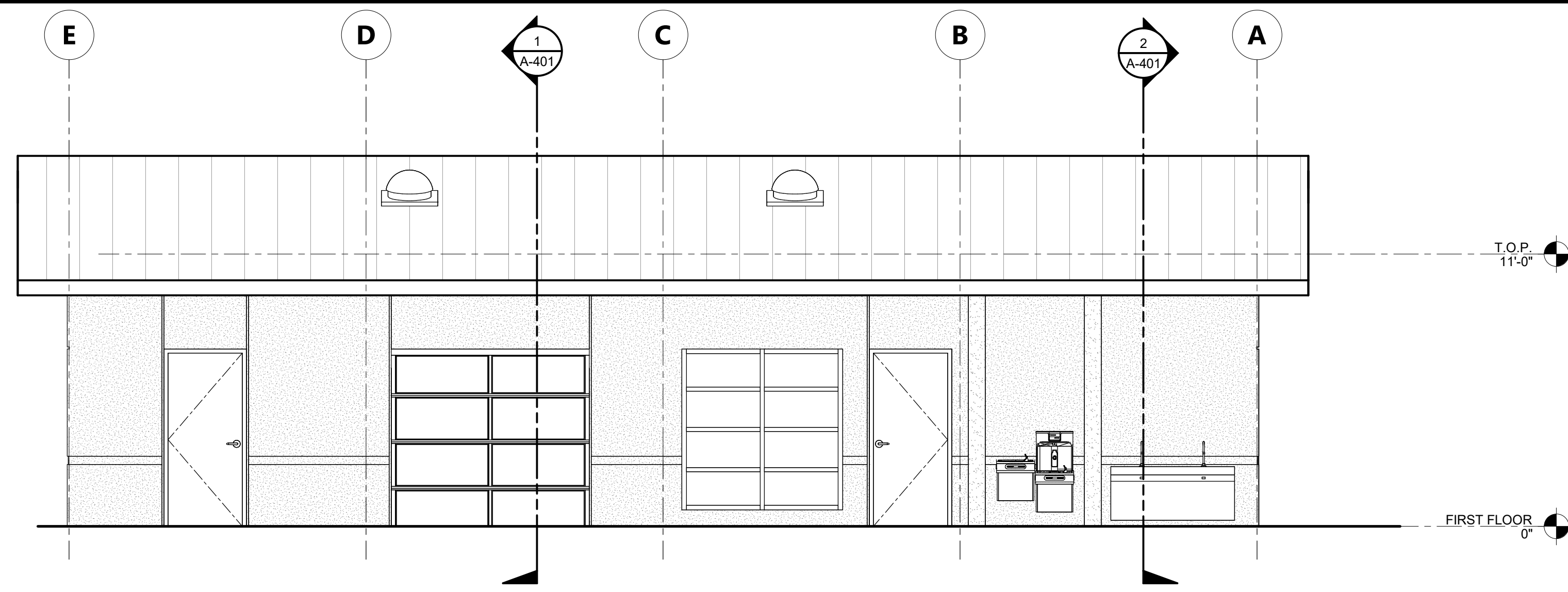
ROOF PLAN

DRAWN BY: Author JOB NUMBER: 22455.01

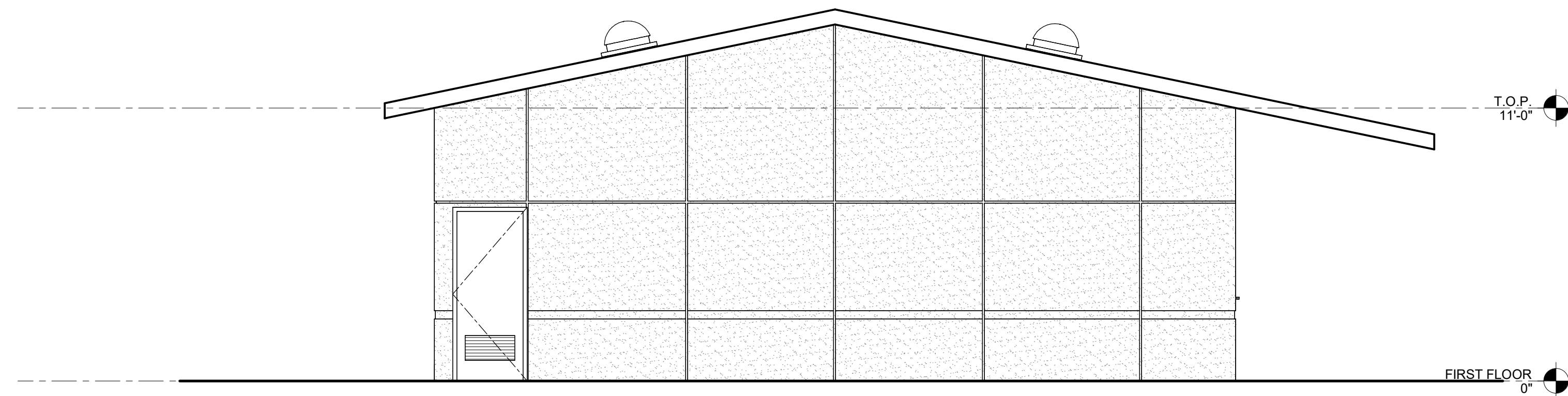
SHEET NO.

A-203

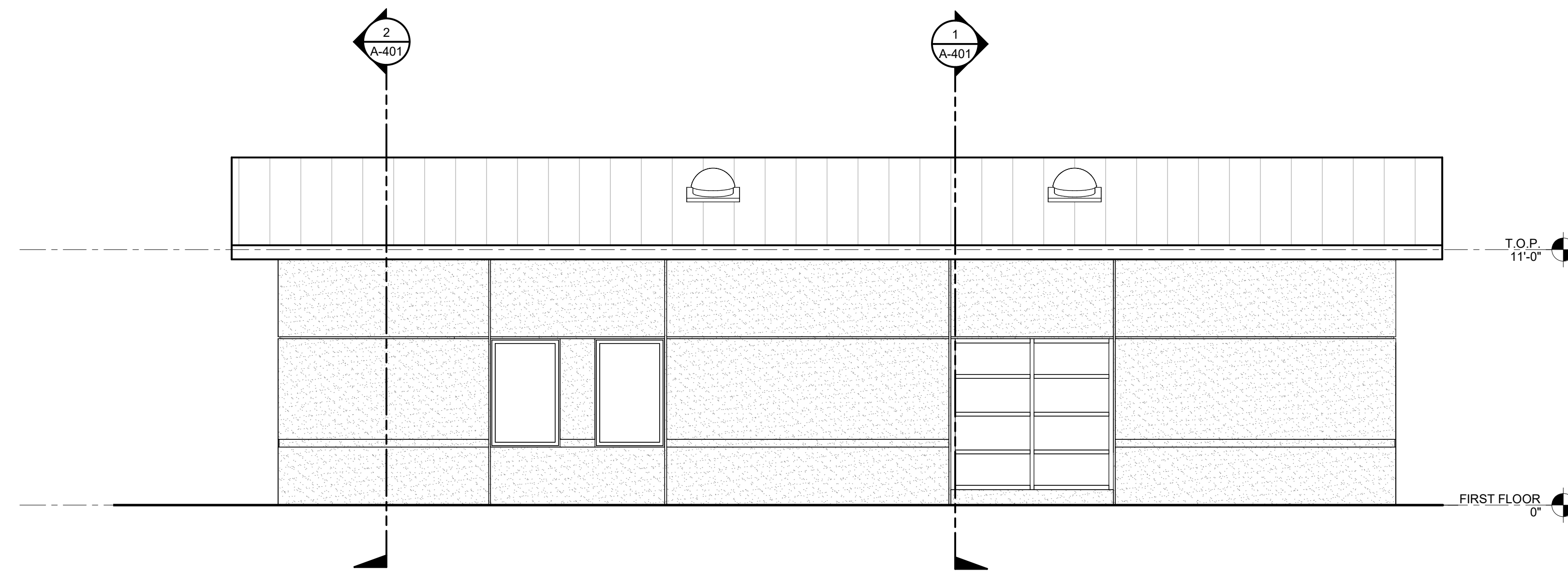
DATE: 22455.01



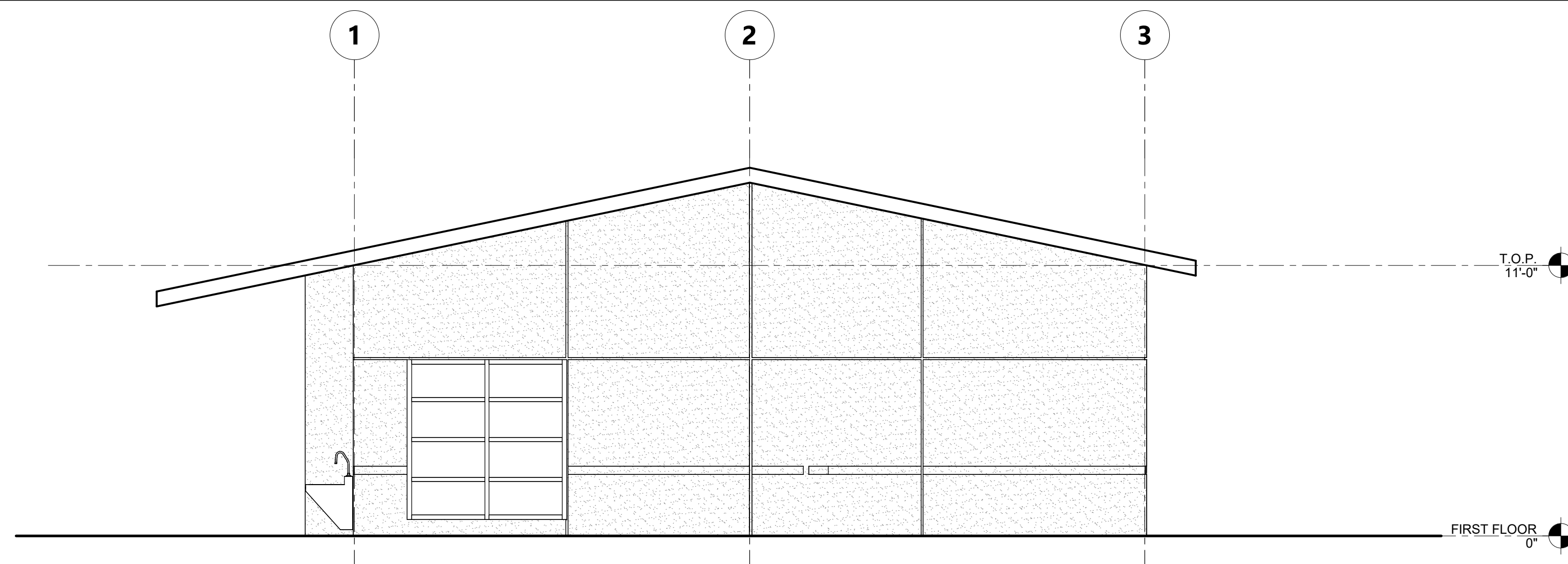
NORTH WEST ELEVATION 1/4" = 1'-0" 2



NORTH EAST ELEVATION 1/4" = 1'-0" 1



SOUTH EAST ELEVATION 1/4" = 1'-0" 3



SOUTH WEST ELEVATION 1/4" = 1'-0" 4

EXTERIOR ELEVATIONS GENERAL NOTES

1. REFER TO PC DRAWINGS PC004-120090 FOR ADDITIONAL INFORMATION REGARDING SHADE STRUCTURE CONSTRUCTION

KEYNOTES

AGENCY APPROVAL DSAE ?



303 POTRERO STREET, SUITE 5
SANTA CRUZ, CA 95060
TEL (831) 440-7300

CONSULTANTS

CIVIL ENGINEER
196x Architects
560 Higuera St Suite C
San Luis Obispo, CA 93401
Tel: 805.479.0399


MODULAR MANUFACTURER
TBD

ELECTRICAL ENGINEER
Aurum Consulting Engineers
1798 Technology Dr, Suite 242
San Jose, CA 95110
Tel: 408.564.7925

GEOTECHNICAL ENGINEER
Cornerstone Earth Group
1259 Oakmead Pkwy
Sunnyvale, CA 94085
Tel: 408.245.4600

ARCHITECT STAMP

CONSULTANT STAMP



REVISIONS

NO.	DATE	DESCRIPTION

THE ARCHITECT DOES NOT REPRESENT THAT THESE PLANS OR THE SPECIFICATIONS ARE SUITABLE FOR ANY SITE OTHER THAN THE ONE FOR WHICH THEY WERE SPECIFICALLY PREPARED. THE ARCHITECT DISCLAIMS RESPONSIBILITY FOR THESE PLANS AND SPECIFICATIONS IF THEY ARE USED IN WHOLE OR IN PART AT ANY OTHER SITE.

PROJECT OWNER & TITLE

SOLEDAD UNIFIED SCHOOL DISTRICT
1261 Metz Rd
Soledad CA, 93960

NEW UPK CLASSROOM - JACK FRASCIONI ELEMENTARY SCHOOL
779 Orchard Lane
Soledad, CA 93960

SHEET TITLE

EXTERIOR ELEVATIONS

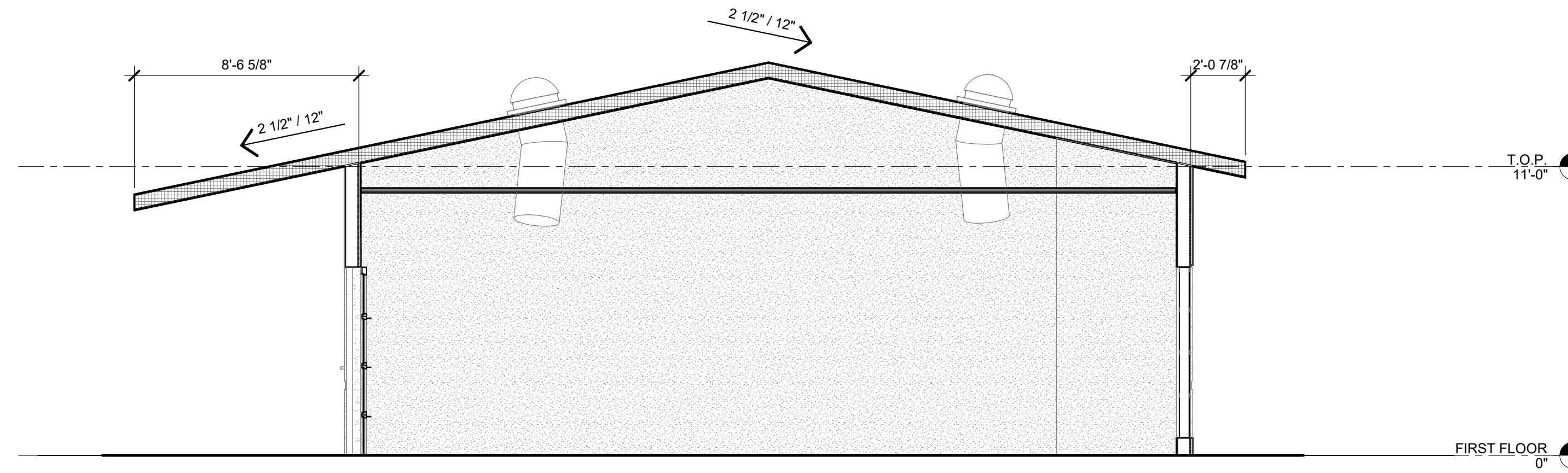
DRAWN BY: KS JOB NUMBER: 22455.01

SHEET NO.

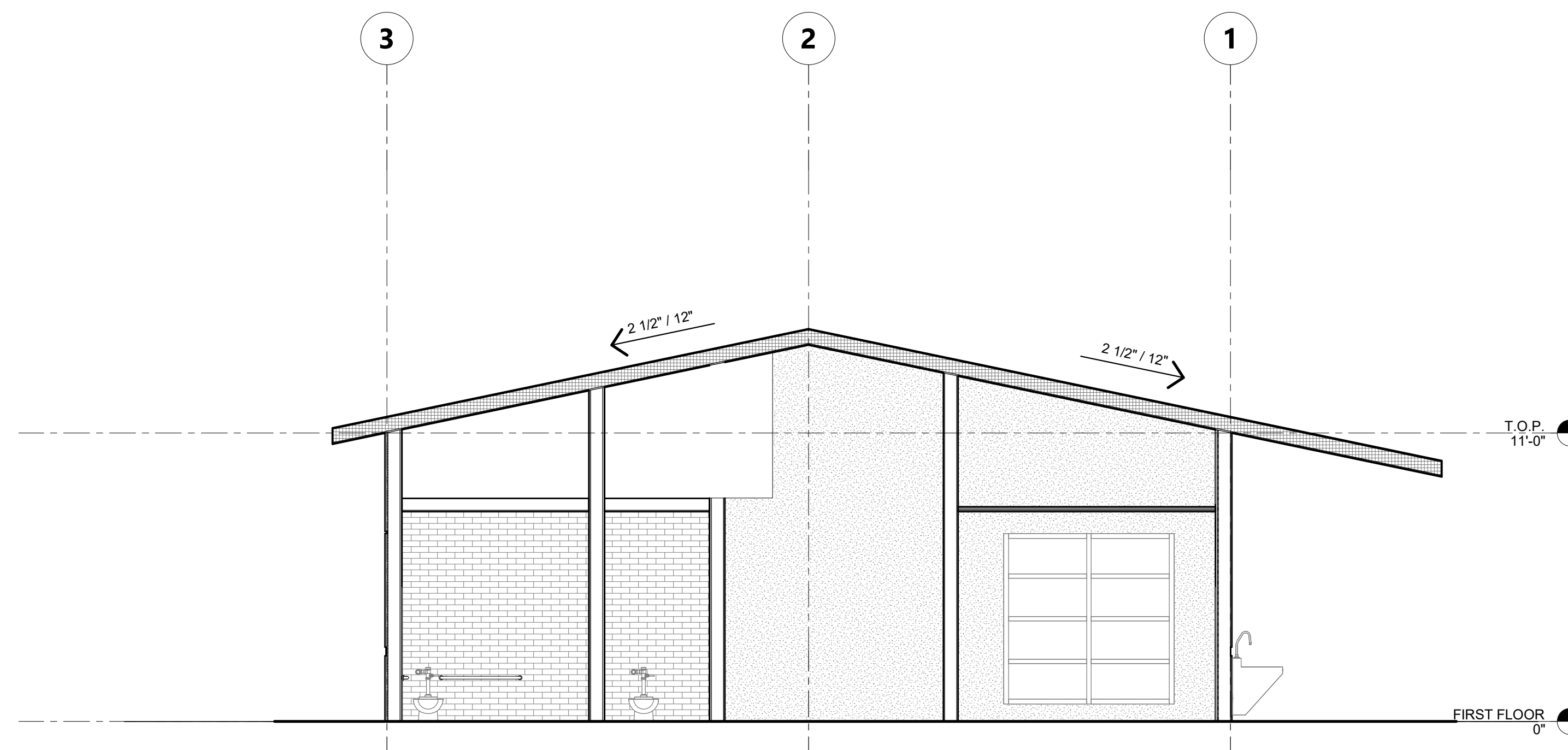
A-301

DATE: 22455.01

DATE PLOTTED: 10/11/2023 2:55:35 PM FILE LOCATION: C:\Users\afullerton\Documents\22455.01_SUSD_UPK_Classroom_A22_afullerton69CF7.rvt



Section 1 1/4" = 1'-0" 1



Section 2 1/4" = 1'-0" 2

AGENCY APPROVAL DS&E ?



303 POTRERO STREET, SUITE 5
SANTA CRUZ, CA 95060
TEL (831) 440-7300

CONSULTANTS

CIVIL ENGINEER
196x Architects
560 Higuera St Suite C
San Luis Obispo, CA 93401
Tel: 805.479.0399


MODULAR MANUFACTURER
TBD

ELECTRICAL ENGINEER
Aurum Consulting Engineers
1798 Technology Dr, Suite 242
San Jose, CA 95110
Tel: 408.564.7925

GEOTECHNICAL ENGINEER
Cornerstone Earth Group
1259 Oakmead Pkwy
Sunnyvale, CA 94085
Tel: 408.245.4600

ARCHITECT STAMP

CONSULTANT STAMP



REVISIONS

NO.	DATE	DESCRIPTION

THE ARCHITECT DOES NOT REPRESENT THAT THESE PLANS OR THE SPECIFICATIONS ARE SUITABLE FOR ANY SITE OTHER THAN THE ONE FOR WHICH THEY WERE SPECIFICALLY PREPARED. THE ARCHITECT DISCLAIMS RESPONSIBILITY FOR THESE PLANS AND SPECIFICATIONS IF THEY ARE USED IN WHOLE OR IN PART AT ANY OTHER SITE.

PROJECT OWNER & TITLE

SOLEDAD UNIFIED SCHOOL DISTRICT
1261 Metz Rd
Soledad CA, 93960

NEW UPK CLASSROOM - JACK FRASCIONI ELEMENTARY SCHOOL
779 Orchard Lane
Soledad, CA 93960

SHEET TITLE

SECTIONS

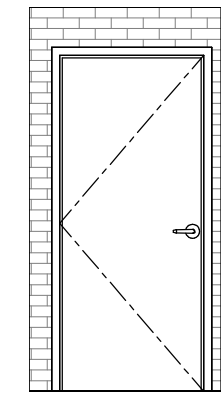
DRAWN BY: KS JOB NUMBER: 22455.01

SHEET NO.


A-401

DATE: 22455.01

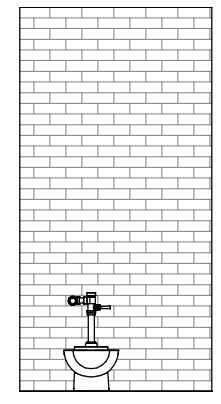
DATE PLOTTED: 10/11/2023 2:55:38 PM FILE LOCATION: C:\Users\afullerton\Documents\22455.01_SUSD_UPK_Classroom_A22_afullerton69CF7.rvt



5



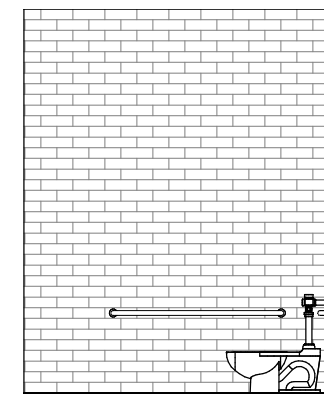
2



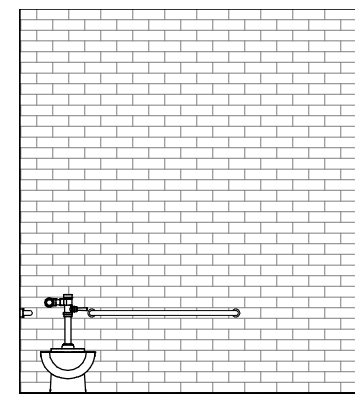
3

4


RESTROOM 2 - INTERIOR ELEVATIONS 1/4" = 1'-0" 4



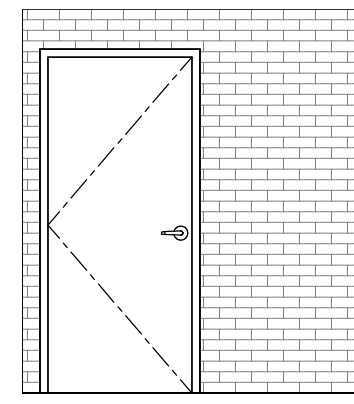
D



A



B



C

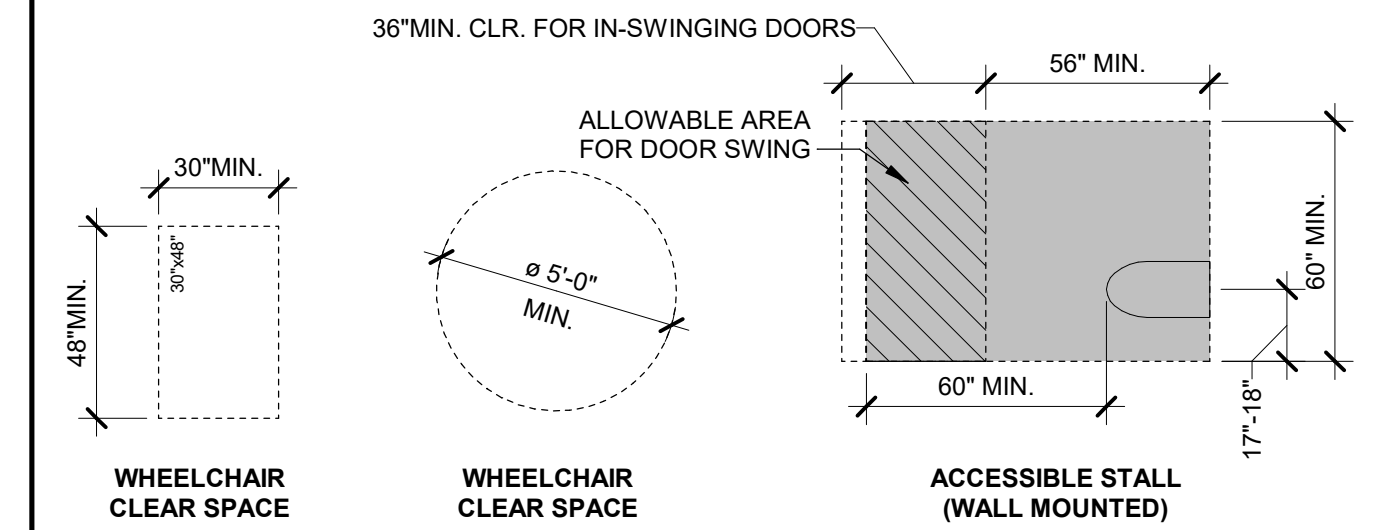
RESTROOM 1 - c 1/4" = 1'-0" 8

KEYNOTES

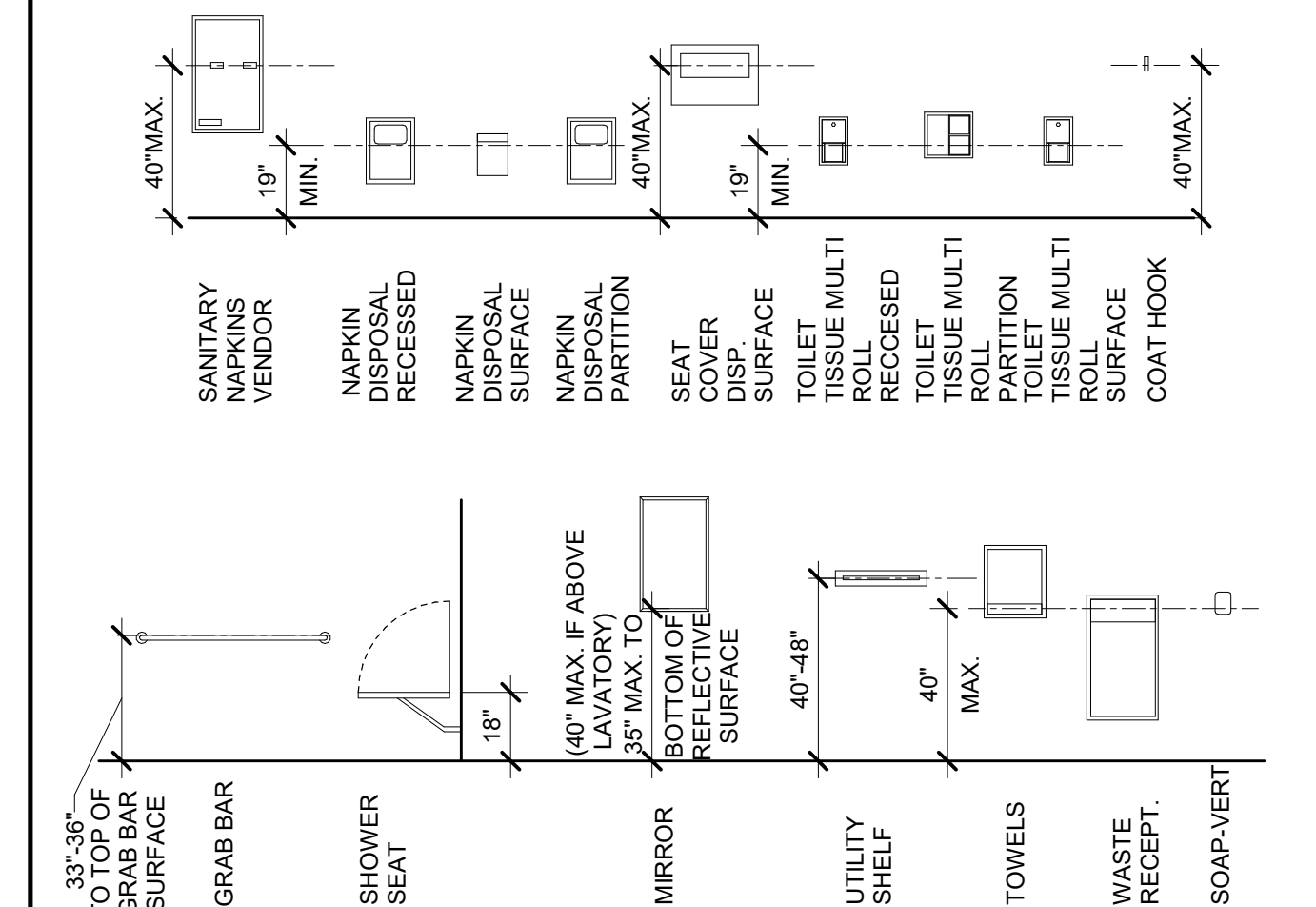
RESTROOM PLAN GENERAL NOTES

1. MOUNTING HEIGHTS SHOWN ARE TYPICAL, UNLESS OTHERWISE NOTED.
2. ALL ACCESSORIES SHALL BE ACCESSIBLE WITH A MAXIMUM REACH HEIGHT OF 40" ABOVE FINISH FLOOR.
3. SLOPE FLOORS 1/8" PER FOOT MINIMUM AND 1/4" PER FOOT MAXIMUM, UNLESS NOTED OTHERWISE.
4. SEE ENLARGED TOILET PLAN AND INTERIOR ELEVATION DRAWINGS FOR TOILET ACCESSORY LOCATIONS
5. OWNER FURNISHED ACCESSORIES SHALL BE CONTRACTOR INSTALLED.
6. PROVIDE BACKING FOR GRAB BARS AND SHELVES PER DETAIL.
7. ALL FLOOR DRAINS SHALL HAVE 1/2" MAX. STRAINER OPENING IN ALL DIRECTIONS SEE DETAILS.
8. ALL DIMENSIONS FOR ACCESS COMPLIANCE ARE TO FACE OF FINISH.
9. PROVIDE UNDER LAVATORY GUARDS, MOLDED VINYL COVERING FOR SUPPLY AND DRAIN PIPING WITH FLIP TOP AT VALVE TO ALLOW SERVICE WITHOUT REMOVING COVERING.
10. THE SPACE BETWEEN WALL AND GRAB BAR SHALL BE 1 1/2". THE SPACE BETWEEN THE GRAB BAR AND PROJECTING OBJECTS BELOW AND AT THE ENDS SHALL BE 1 1/2" MIN. THE SPACE BETWEEN THE GRAB BAR AND PROJECTING OBJECTS ABOVE SHALL BE 12" MIN.

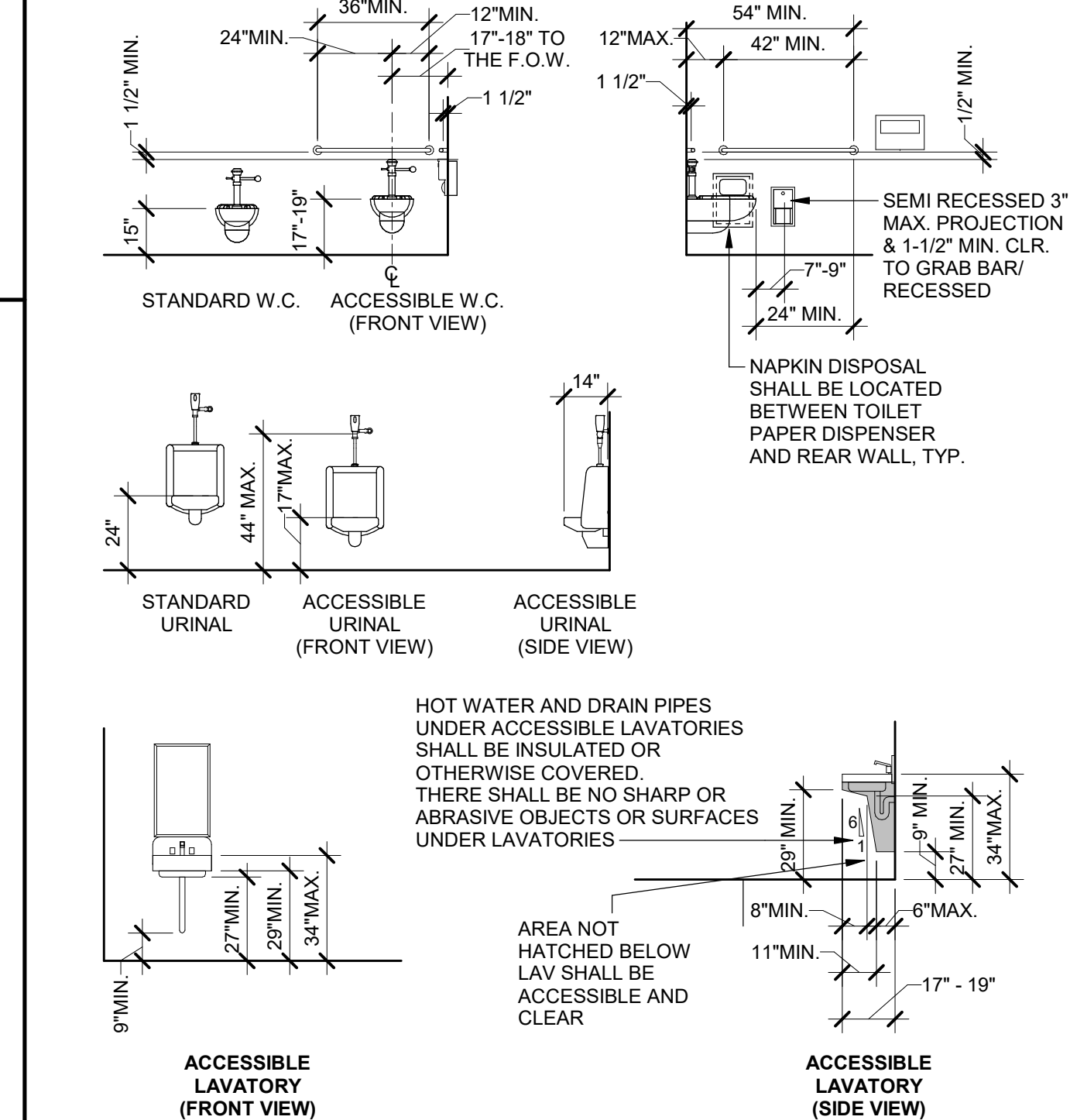
CLEARANCE LEGEND



MOUNTING HEIGHTS



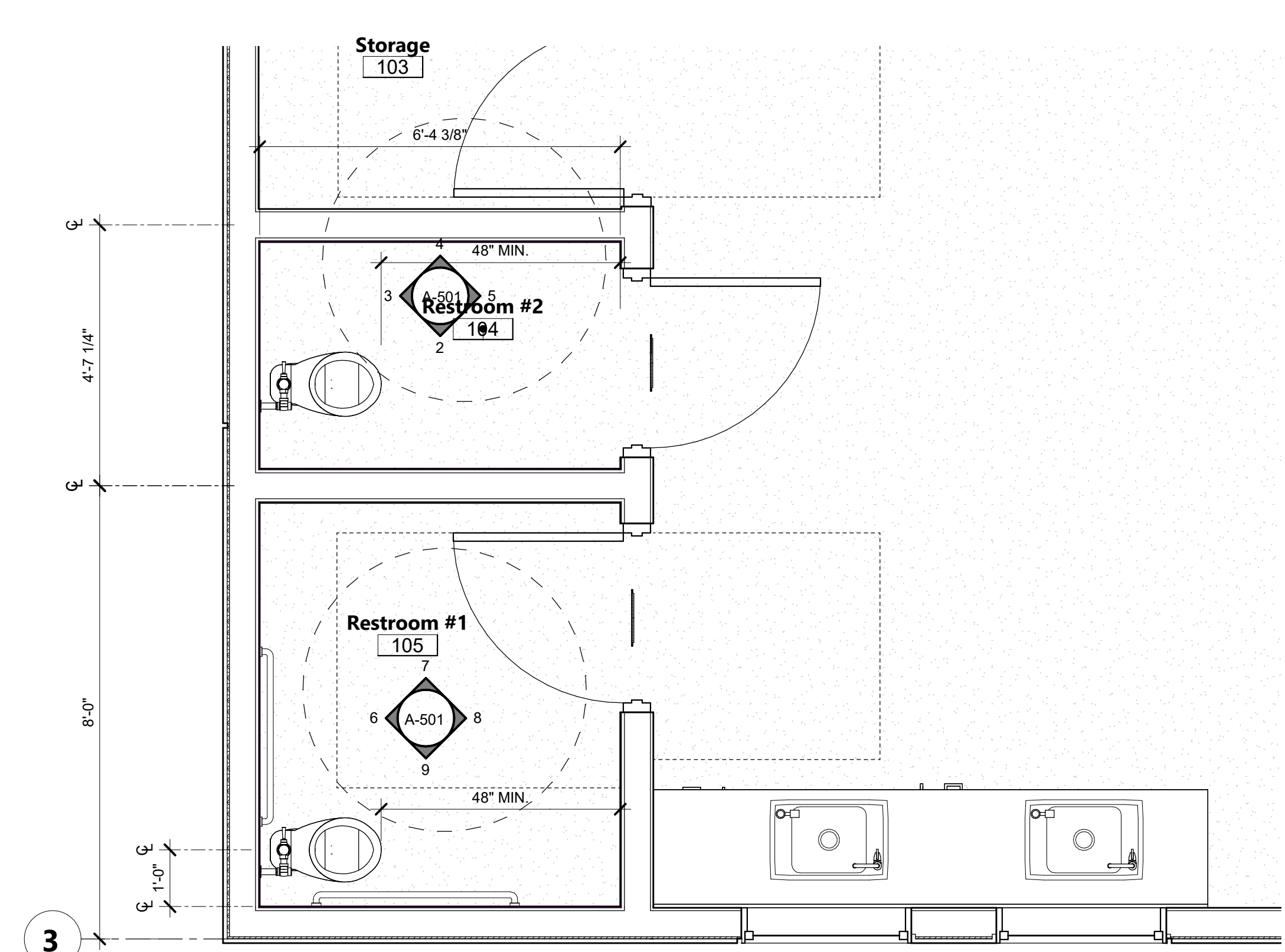
TOILET FIXTURE HEIGHTS



NOTE: FIXTURE & ACCESSORY MOUNTING HEIGHTS DIAGRAMMED ABOVE ARE FOR ADULTS (AND CHILDREN IF ALTERNATE DIMENSIONS ARE NOT REQUIRED). TABLE BELOW INCLUDES ADULT AND CHILDREN'S DIMENSIONS FOR FIXTURES AND ACCESSORIES THAT REQUIRE ALTERNATE DIMENSIONS FOR CHILDREN'S USE. DIMENSIONS FOR THE STUDENT AGE GROUP OF THE SCHOOL, ELEMENTARY SCHOOL AGE GROUP 9-12 ARE INCLUDED BELOW

CLEARANCE TO FINISH SURFACE	
FIXTURE	FOR CHILDREN'S USE
	AGES 3 and 4
DRINKING FOUNTAIN BUBBLER HEIGHT	36" MAX
DRINKING FOUNTAIN KNEE CLEARANCE	27" MIN
LAVATORY/SINK KNEE CLEARANCE	24" MIN
LAVATORY/SINK TOP HEIGHT	31" MAX
MIRROR HEIGHT (BOTTOM EDGE OF REFLECTING SURFACE)	40" MAX (above lav or countertop)
	35" Max. (not above lav or countertop)
RAMP/STAIR HANDRAIL HEIGHT	34"-38"
TOILET CENTERLINE FROM WALL	12" *
TOILET PAPER HEIGHT (TO OUTLET)	17"-19" *
TOILET PAPER IN FRONT OF TOILET (TO CENTER LINE)	7"-9"
TOILET SEAT HEIGHT (AT SEAT LID)	11"-12" *
TOP OF GRAB BAR HEIGHT	18" - 20" *
URINAL FLUSH HANDLE HEIGHT	44" MAX
URINAL LIP HEIGHT	17" MAX

* FROM CBC TABLE 11B-604.9



RESTROOMS ENLARGED PLAN 1/2" = 1'-0" 1

MOUNTING HEIGHTS N.T.S. A

AGENCY APPROVAL DSAE ?

303 POTRERO STREET, SUITE 5
SANTA CRUZ, CA 95060
TEL (831) 440-7300

CONSULTANTS
CIVIL ENGINEER
 19six Architects
 1506 Higuera St Suite C
 San Luis Obispo, CA 93401
 Tel: 805.479.0399

MODULAR MANUFACTURER
 TBD

ELECTRICAL ENGINEER
 Aurum Consulting Engineers
 1798 Technology Dr, Suite 242
 San Jose, CA 95110
 Tel: 408.564.7925

GEOTECHNICAL ENGINEER
 Cornerstone Earth Group
 1259 Oakmead Pkwy
 Sunnyvale, CA 94085
 Tel: 408.245.4600

ARCHITECT STAMP CONSULTANT STAMP

REVISIONS

NO.	DATE	DESCRIPTION

THE ARCHITECT DOES NOT REPRESENT THAT THESE PLANS OR THE SPECIFICATIONS ARE SUITABLE FOR ANY SITE OTHER THAN THE ONE FOR WHICH THEY WERE SPECIFICALLY PREPARED. THE ARCHITECT DISCLAIMS RESPONSIBILITY FOR THESE PLANS AND SPECIFICATIONS IF THEY ARE USED IN WHOLE OR IN PART AT ANY OTHER SITE.

PROJECT OWNER & TITLE
SOLEDAD UNIFIED SCHOOL DISTRICT
 1261 Metz Rd
 Soledad CA, 93960

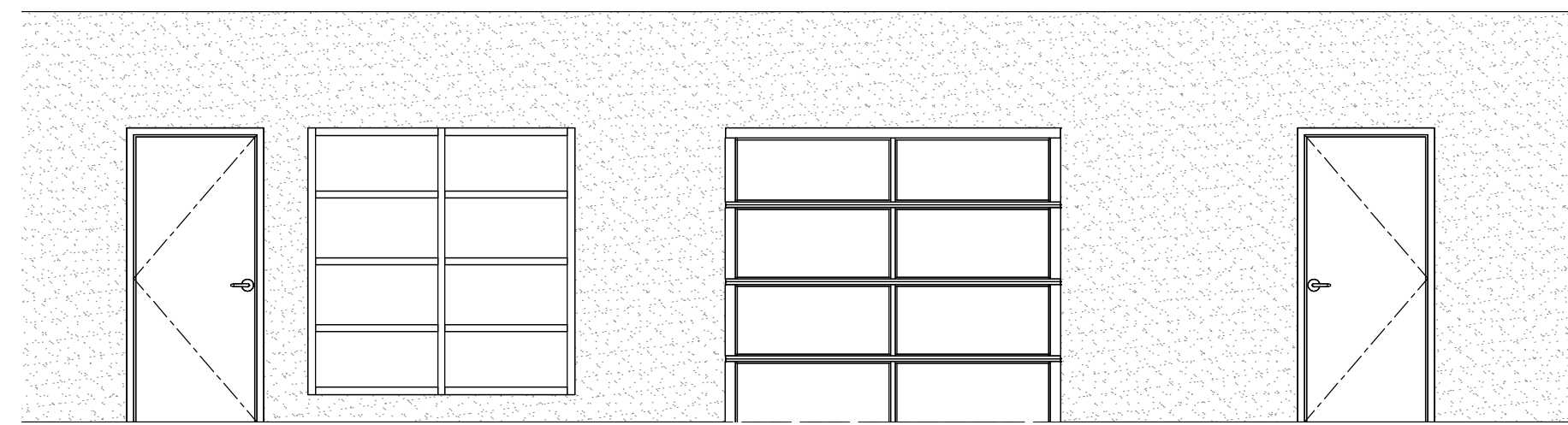
NEW UPK CLASSROOM - JACK FRANSCIONI ELEMENTARY SCHOOL
 779 Orchard Lane
 Soledad, CA 93960

SHEET TITLE
RESTROOMS ENLARGED PLANS


DRAWN BY: KS JOB NUMBER: 22455.01

SHEET NO.
A-501

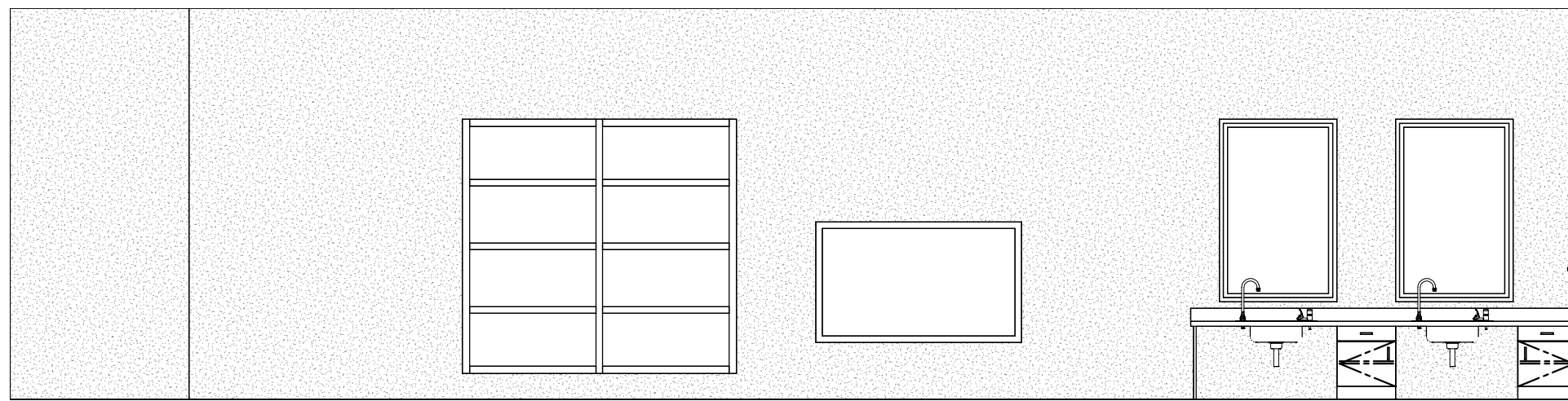
DATE: 22455.01



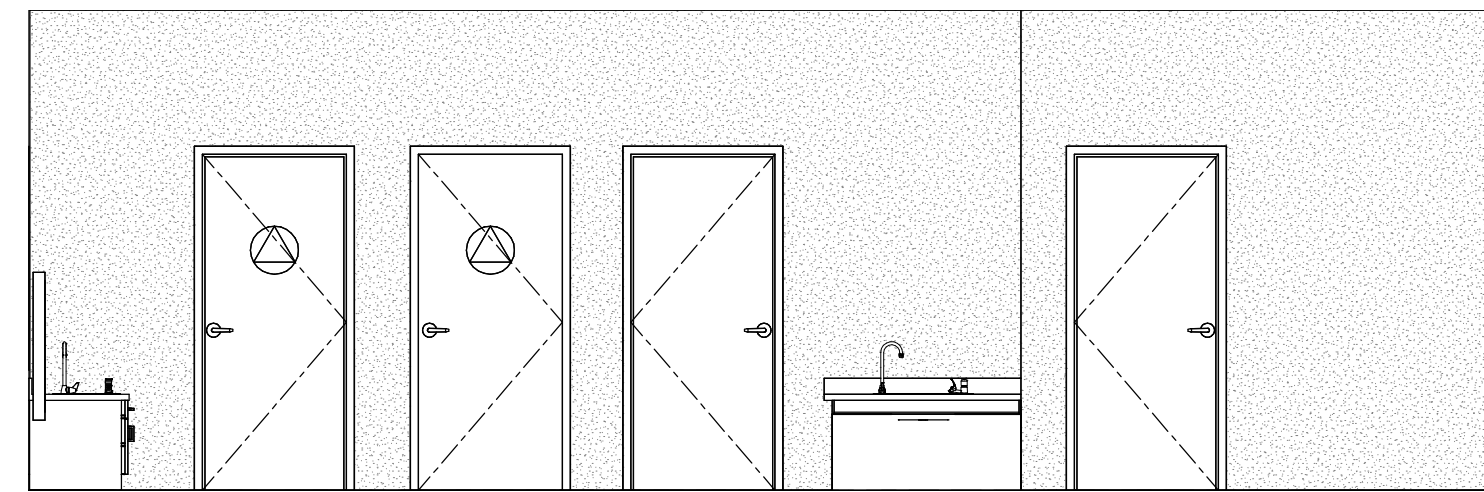
A



B




C




D

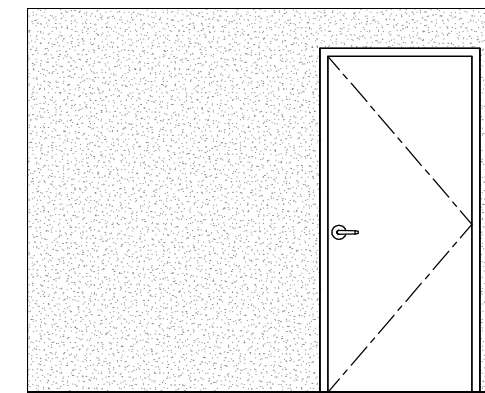
CLASSROOM INTERIOR ELEVATIONS 1/4" = 1'-0" 1



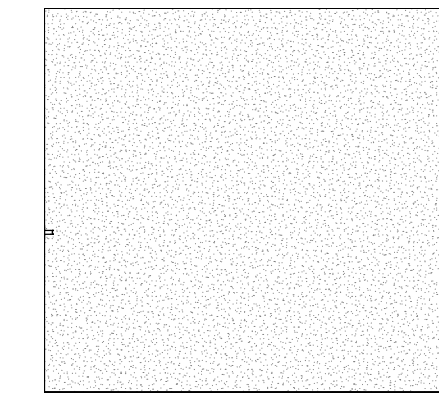
6



6



7



8

TEACHER ROOM 1/4" = 1'-0" 5

KEYNOTES

AGENCY APPROVAL DS&A ?

196
ARCHITECTS
303 POTRERO STREET, SUITE 5
SANTA CRUZ, CA 95060
TEL (831) 440-7300

CONSULTANTS

CIVIL ENGINEER
19six Architects
560 Higuera St Suite C
San Luis Obispo, CA 93401
Tel: 805.479.0399

MODULAR MANUFACTURER
TBD

ELECTRICAL ENGINEER
Aurum Consulting Engineers
1798 Technology Dr, Suite 242
San Jose, CA 95110
Tel: 408.564.7925

GEOTECHNICAL ENGINEER
Cornerstone Earth Group
1259 Oakmead Pkwy
Sunnyvale, CA 94085
Tel: 408.245.4600

ARCHITECT STAMP

CONSULTANT STAMP



REVISIONS

NO.	DATE	DESCRIPTION

THE ARCHITECT DOES NOT REPRESENT THAT THESE PLANS OR THE SPECIFICATIONS ARE SUITABLE FOR ANY SITE OTHER THAN THE ONE FOR WHICH THEY WERE SPECIFICALLY PREPARED. THE ARCHITECT DISCLAIMS RESPONSIBILITY FOR THESE PLANS AND SPECIFICATIONS IF THEY ARE USED IN WHOLE OR IN PART AT ANY OTHER SITE.

PROJECT OWNER & TITLE
SOLEDAD UNIFIED SCHOOL DISTRICT
1261 Metz Rd
Soledad CA, 93960

NEW UPK CLASSROOM - JACK FRANScioni ELEMENTARY SCHOOL
779 Orchard Lane
Soledad, CA 93960

SHEET TITLE
INTERIOR ELEVATIONS

DRAWN BY: Author JOB NUMBER: 22455.01

SHEET NO.

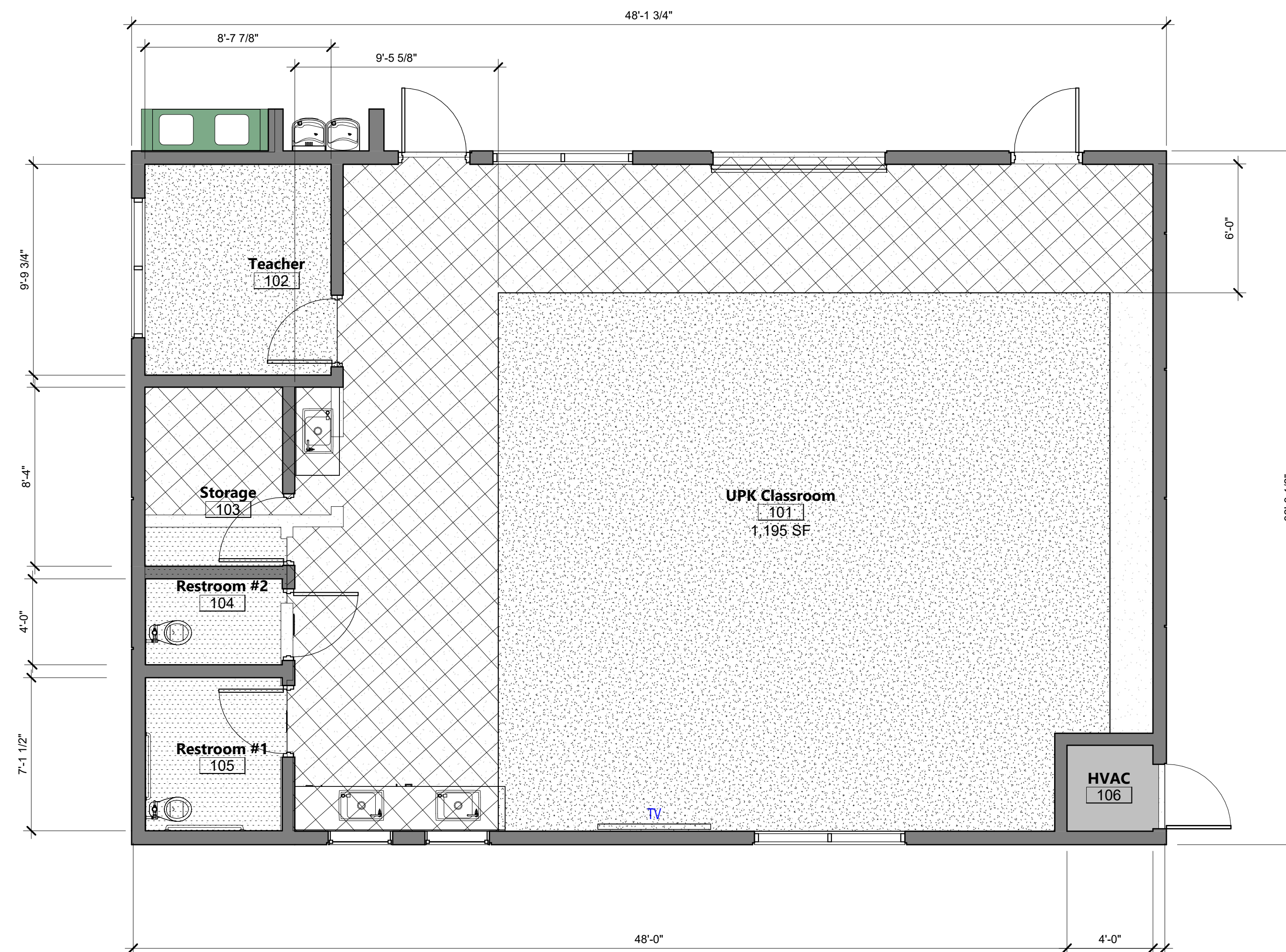
A-601

DATE: 22455.01

ROOM FINISH SCHEDULE

RM #	ROOM LOCATION	NAME	FLOOR	BASE			WALLS		WAINSCOT HEIGHT	CEILINGS	REMARKS
				MATERIAL	MATERIAL	MATERIAL	WAINSCOT MATERIAL	TACK			
101	UPK Classroom		CPT/VNL	B1	GB1	GB1	TACK	10'-0"	ACT		
102	Teacher		CPT1	B1	GB1	GB1	TACK		ACT		
103	Storage		VNL 1	B1	GB1	GB1			GYP		
104	Restroom #2		RES	B2	FRP	FRP			GYP		
105	Restroom #1		RES	B2	FRP	FRP			GYP		
106	HVAC		C-S	NONE	GB2				NONE		

MARK	DESCRIPTION	MFR. / BRAND	COLOR / FINISH	COMMENTS
ACT	2'-0" X 4'-0" ACOUSTICAL CEILING TILES	Rockfon Education Plus	White, square lay in	Item number 42100
B1	4" RUBBER TOP SET BASE	Burke		
B2	6" INTEGRAL COVE BASE	Sherwin Williams Resurfloor	Aqua Deco Flake SB	
C-S	CONCRETE, SEALED			
CPT	CARPET (TILE)	Shaw		
FRP	FIBERGLASS REINFORCED PANEL	Marlite Summetrix smart seam	White with Grey Grout Lines SSA917-963	6x3 Tile configuration 4'x4' Nominal Panel Size
GB1	PAINTED GYP BOARD, INTERIOR WALL			Eggshell finish
GB2	PAINTED GYP BOARD, INTERIOR WALL			Eggshell finish
GBC	PAINTED GYP BOARD, INTERIOR CEILING			SEMI GLOSS FINISH
RES	RESINOUS	Sherwin Williams Resurfloor	Aqua Deco Flake SB	
TACK	TACKABLE WALL BOARD	Koroseal		
VNL	VINYL SHEET FLOORING	Tarkett		



FINISH PLAN GENERAL NOTES

- CONTRACTOR RESPONSIBLE FOR FIELD VERIFYING MATERIAL DIMENSIONS AT EACH PARTITION IN THE FIELD AS RELATED TO THE OVERALL FINAL PARTITION DIMENSION, PRIOR TO DOOR AND WINDOW SUBMITTALS.
- FOR MATERIAL FINISHES AND LOCATION OF FINISHES, REFER TO FINISH PLAN, INTERIOR ELEVATIONS AND FINISH SCHEDULE.
- SPECIFICATIONS SHALL SUPERCEDE DIMENSIONS IN THIS DETAIL AS NECESSARY. CONTRACTOR TO VERIFY.

AGENCY APPROVAL DS&E ?



303 POTRERO STREET, SUITE 5
SANTA CRUZ, CA 95060
TEL (831) 440-7300

CONSULTANTS

CIVIL ENGINEER
196x Architects
560 Higuera St Suite C
San Luis Obispo, CA 93401
Tel: 805.479.0399


MODULAR MANUFACTURER
TBD

ELECTRICAL ENGINEER
Aurum Consulting Engineers
1798 Technology Dr, Suite 242
San Jose, CA 95110
Tel: 408.564.7925

GEOTECHNICAL ENGINEER
Cornerstone Earth Group
1259 Oakmead Pkwy
Sunnyvale, CA 94085
Tel: 408.245.4600

ARCHITECT STAMP

CONSULTANT STAMP



REVISIONS

NO.	DATE	DESCRIPTION

THE ARCHITECT DOES NOT REPRESENT THAT THESE PLANS OR THE SPECIFICATIONS ARE SUITABLE FOR ANY SITE OTHER THAN THE ONE FOR WHICH THEY WERE SPECIFICALLY PREPARED. THE ARCHITECT DISCLAIMS RESPONSIBILITY FOR THESE PLANS AND SPECIFICATIONS IF THEY ARE USED IN WHOLE OR IN PART AT ANY OTHER SITE.

PROJECT OWNER & TITLE

SOLEDAD UNIFIED SCHOOL DISTRICT
1261 Metz Rd
Soledad CA, 93960

NEW UPK CLASSROOM - JACK FRANScioni ELEMENTARY SCHOOL
779 Orchard Lane
Soledad, CA 93960

SHEET TITLE

FINISH FLOOR PLAN

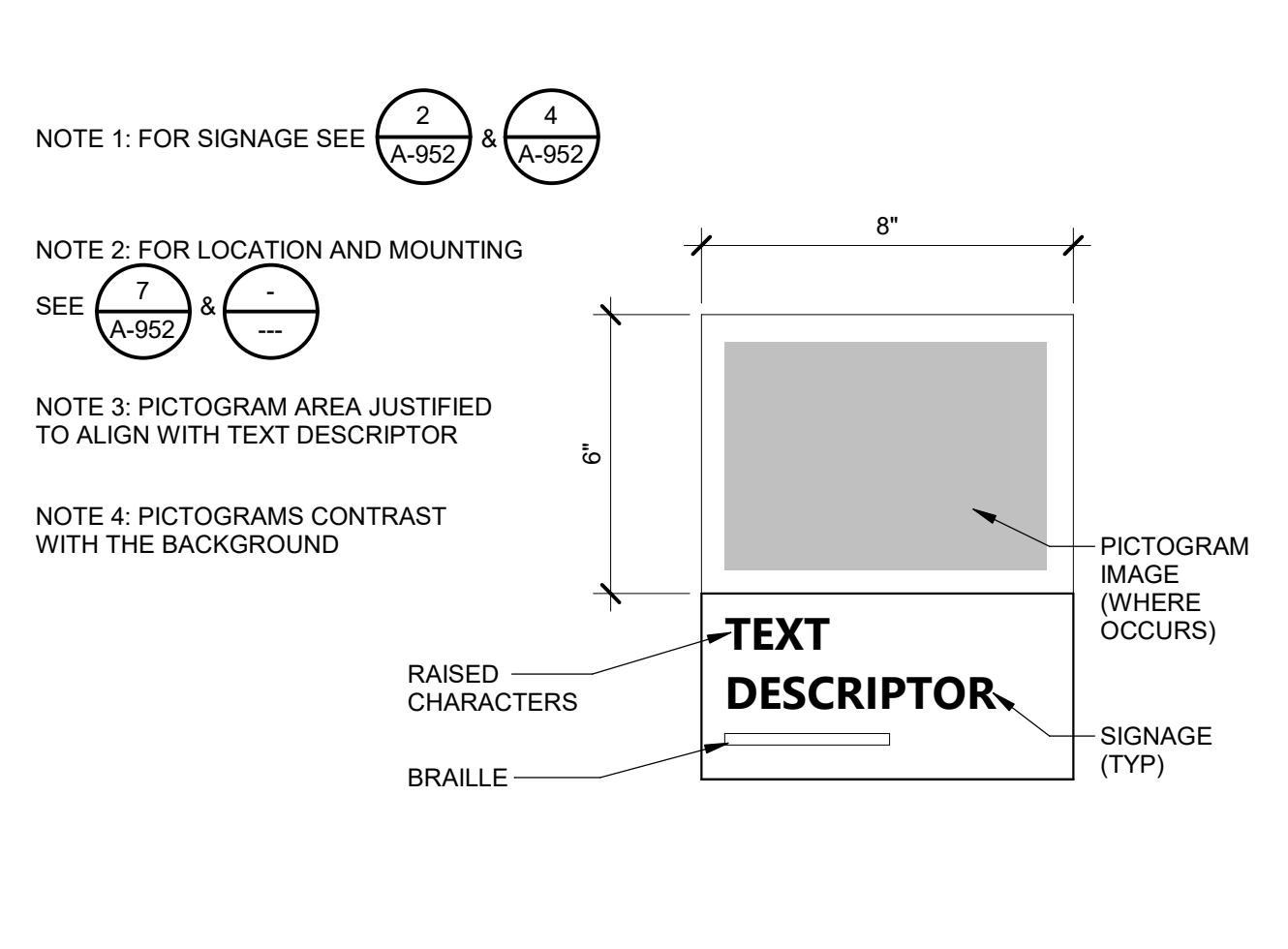
DRAWN BY: KS JOB NUMBER: 22455.01

SHEET NO.

A-621

DATE: 22455.01

DATE PLOTTED: 10/11/2023 2:55:43 PM FILE LOCATION: C:\Users\afullerton\Documents\22455.01_SUSD_UPK Classroom_A22_afullerton69CF7.rvt



1. SIGNS ARE PROVIDED WHERE INDICATED ON PLANS.

2. RAISED CHARACTERS COMPLY WITH SECTION 11B-703.2 AND ARE DUPLICATED IN BRaille.

DEPTH: RAISED CHARACTERS ARE 1/32 INCH MINIMUM ABOVE THEIR BACKGROUND

CASE: CHARACTERS ARE UPPER CASE

STYLE: CHARACTERS ARE SANS SERIF

PROPORTIONS: THE WIDTH OF LETTER "O" IS 80 PERCENT MINIMUM AND 110 PERCENT MAXIMUM OF THE HEIGHT OF LETTER "T"

HEIGHT: 5/8 INCH MINIMUM AND 2 INCHES MAXIMUM

3. BRaille IS CONTRACTED (GRADE 2) AND COMPLIES WITH SECTION 11B-703.3.

DIMENSIONS: BASE DOT DIAMETER 0.059 INCHES TO 0.063 INCHES

SPACING IN EACH CELL AT 0.10 INCHES ON CENTER

SPACING BETWEEN CELLS TO BE 0.30 INCHES

DOT HEIGHT TO BE BETWEEN 0.025 INCHES TO 0.037 INCHES WITH DOMED TOPS

POSITION: BRaille SHALL BE POSITIONED BELOW THE CORRESPONDING TEXT IN A HORIZONTAL FORMAT

4. CHARACTERS AND SYMBOLS ARE LIGHT-ON-DARK OR DARK-ON-LIGHT CONTRAST BETWEEN CHARACTERS, SYMBOLS AND THEIR BACKGROUND.

AGENCY APPROVAL DS&A ?

303 POTRERO STREET, SUITE 5
SANTA CRUZ, CA 95060
TEL (831) 440-7300

CONSULTANTS

CIVIL ENGINEER
19six Architects
560 Higuera St Suite C
San Luis Obispo, CA 93401
Tel: 805.479.0399

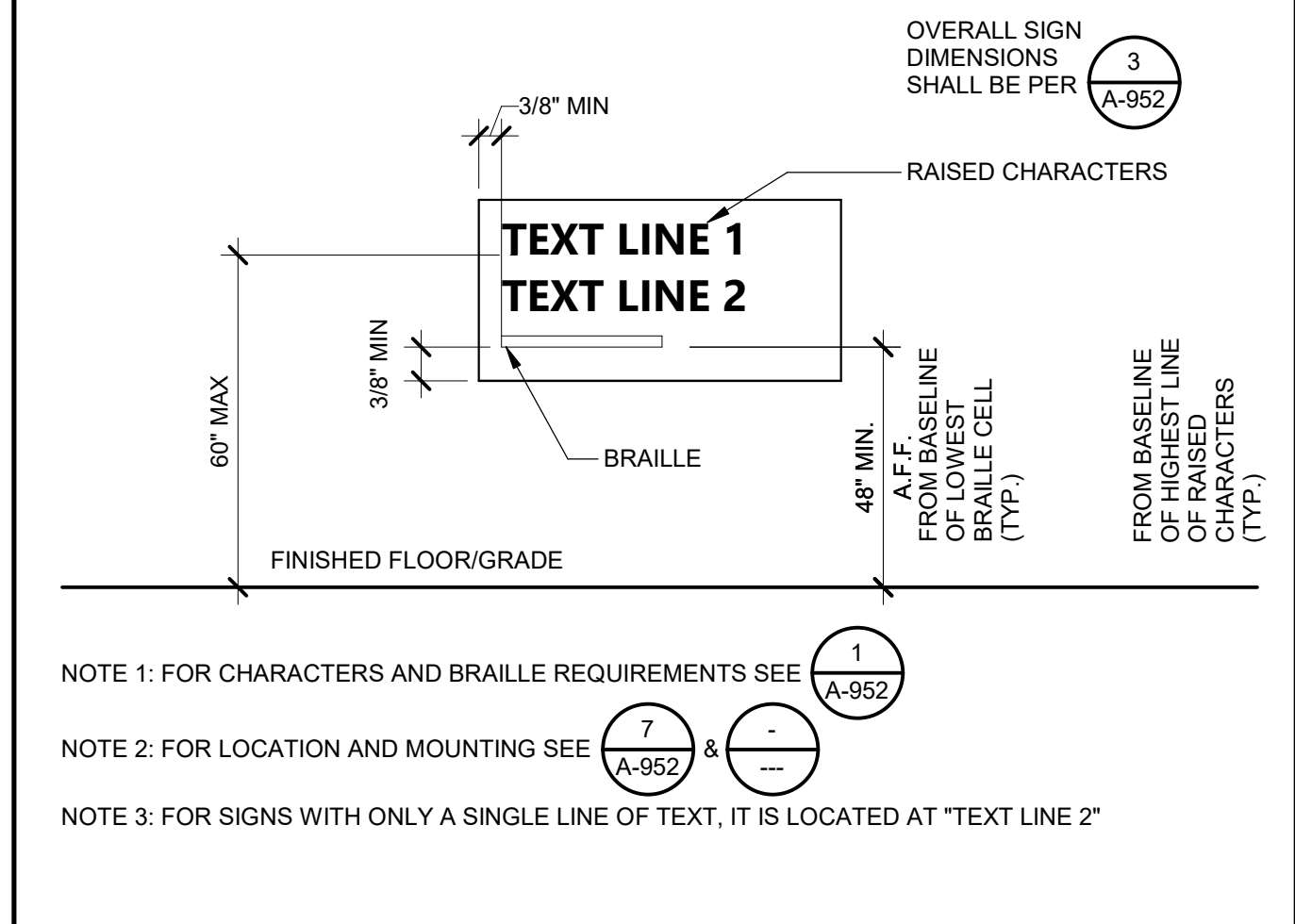
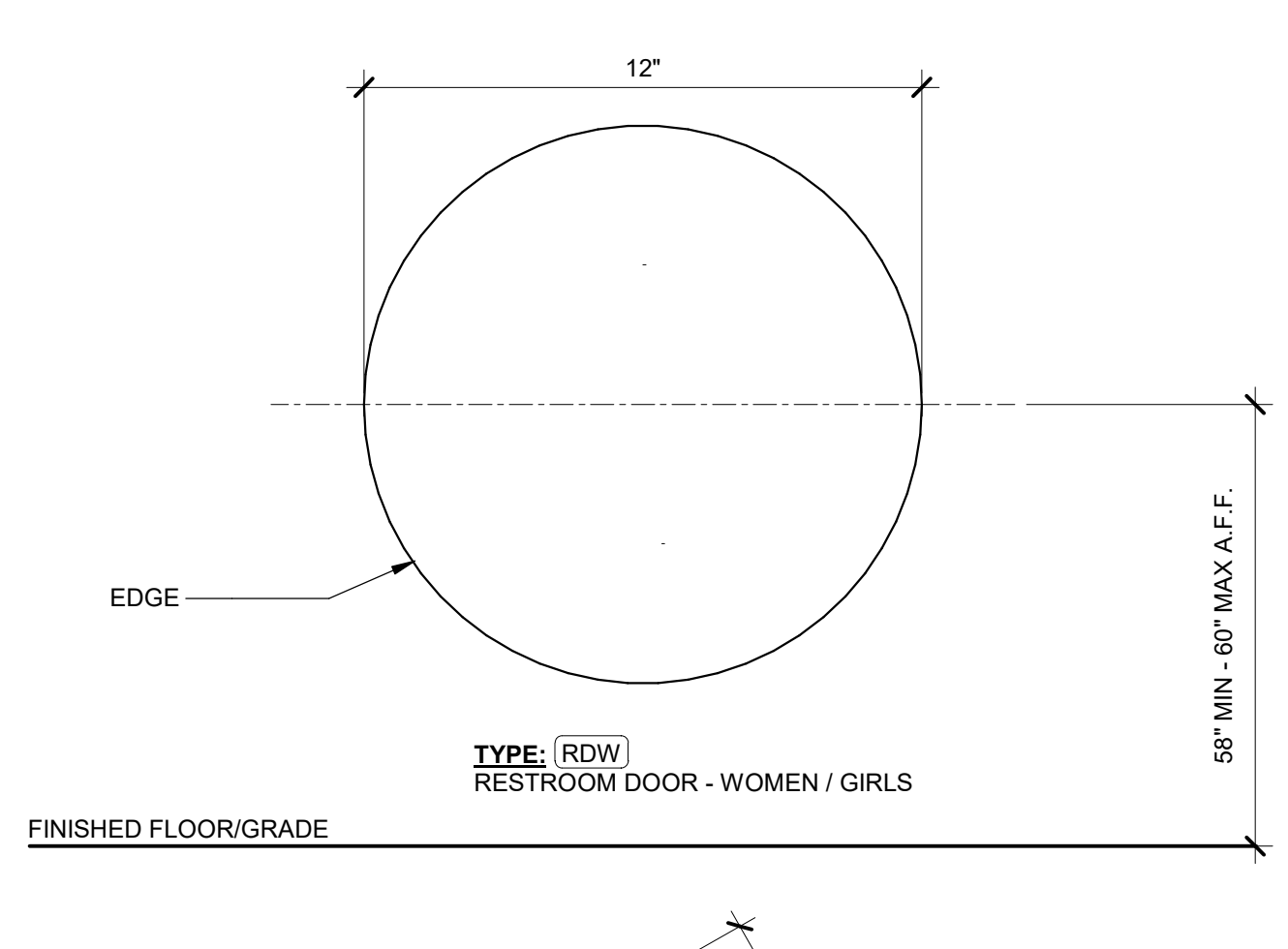
MODULAR MANUFACTURER
TBD

ELECTRICAL ENGINEER
Aurum Consulting Engineers
1798 Technology Dr, Suite 242
San Jose, CA 95110
Tel: 408.564.7925

GEOTECHNICAL ENGINEER
Cornerstone Earth Group
1259 Oakmead Pkwy
Sunnyvale, CA 94085
Tel: 408.245.4600

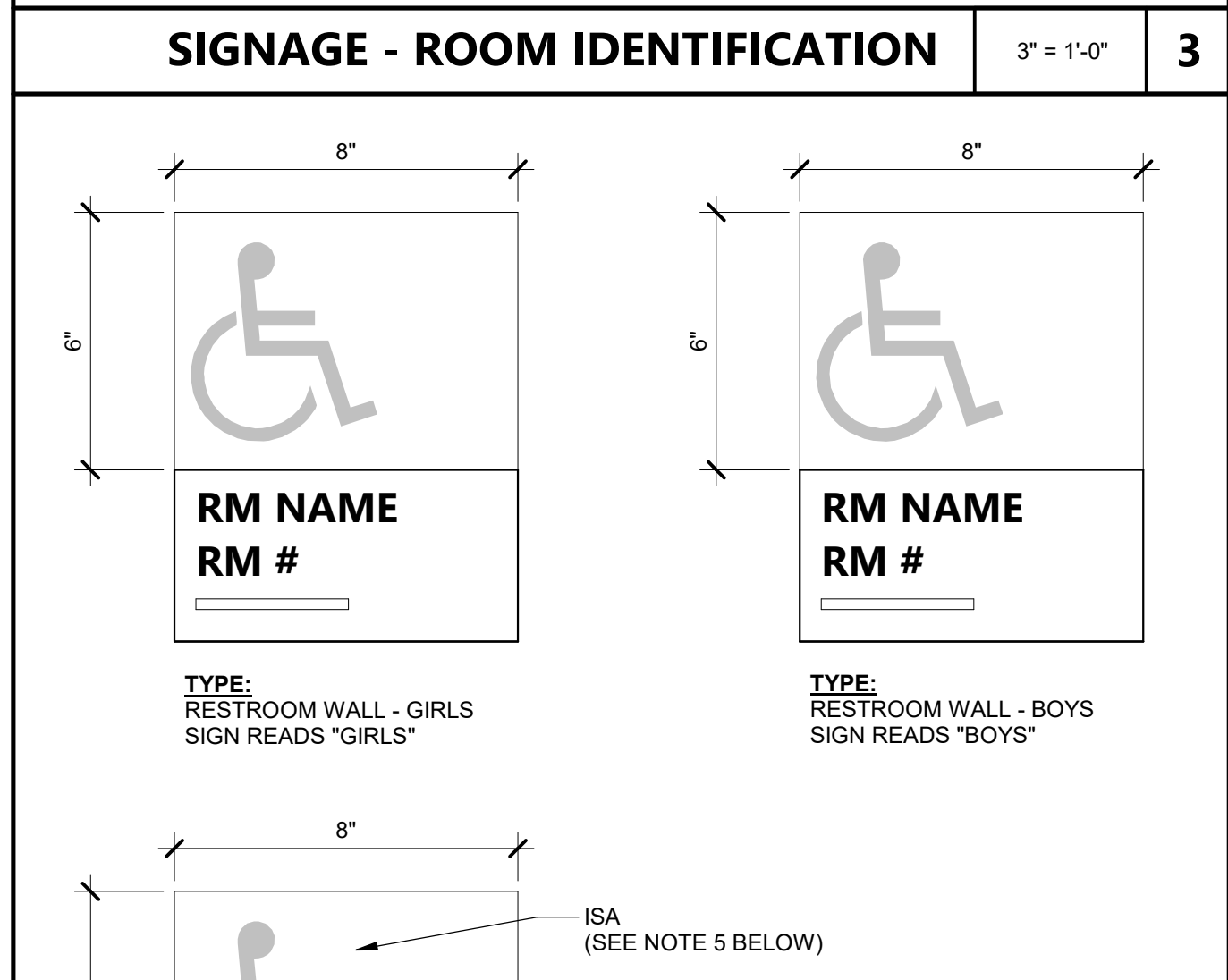
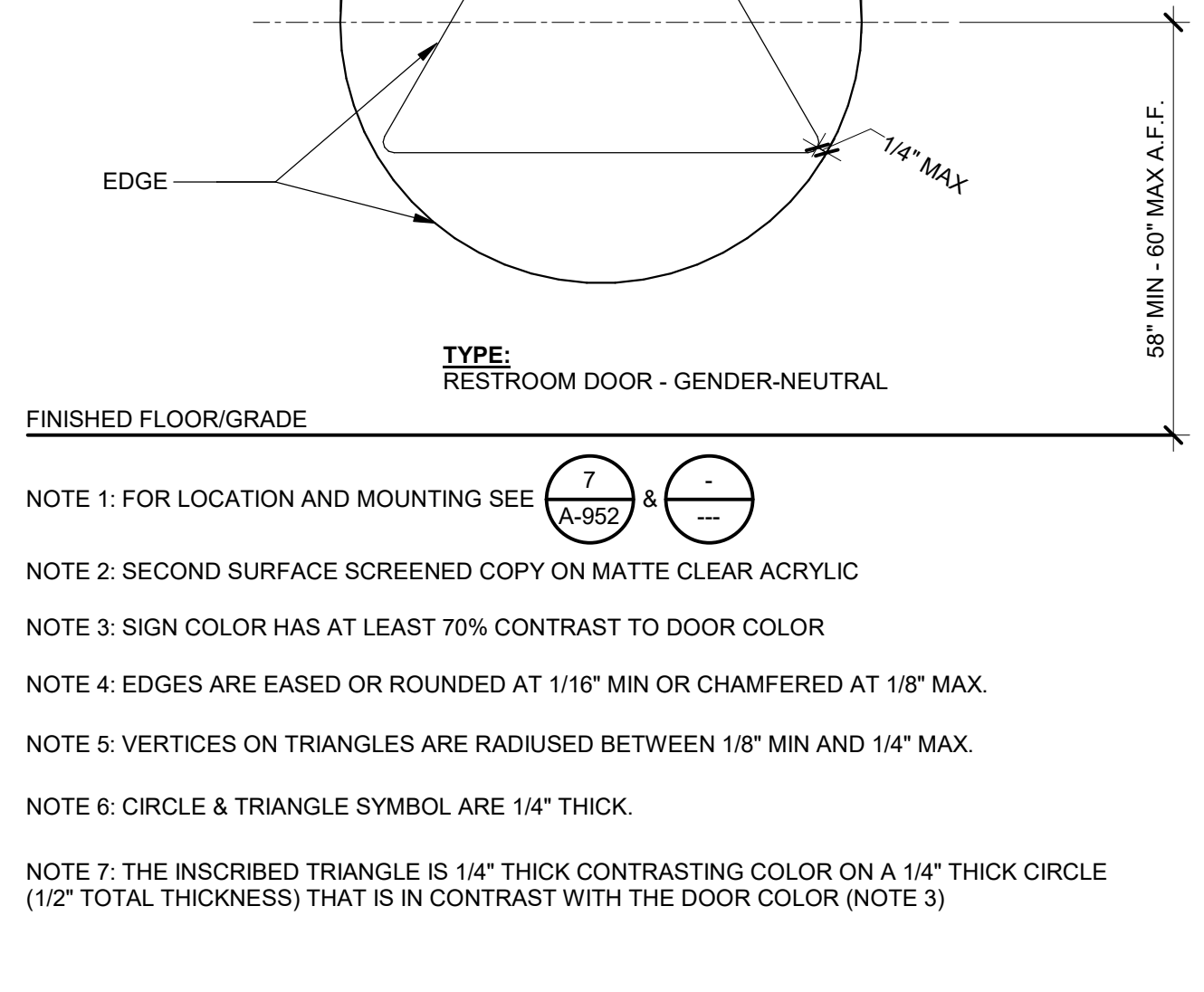
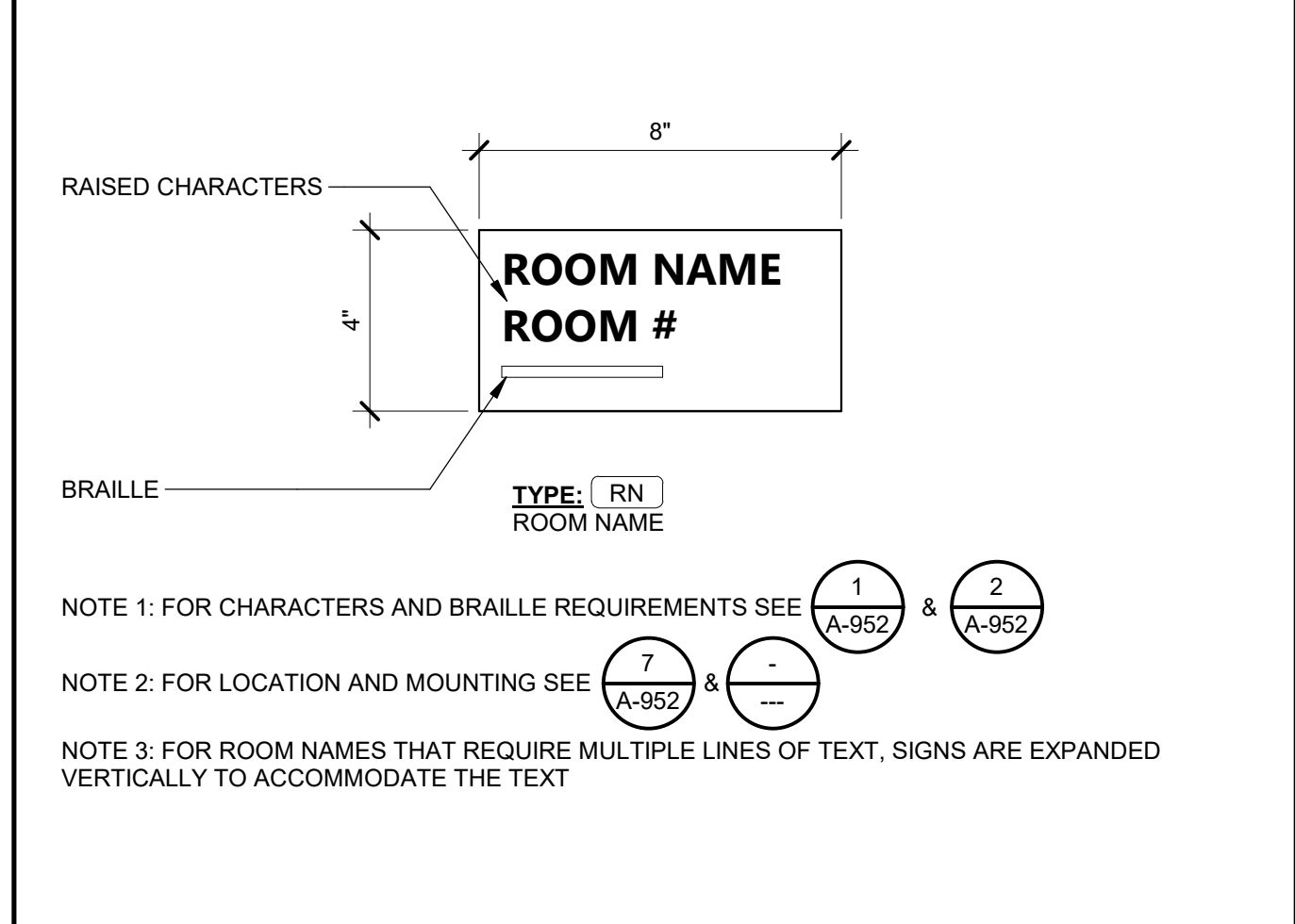
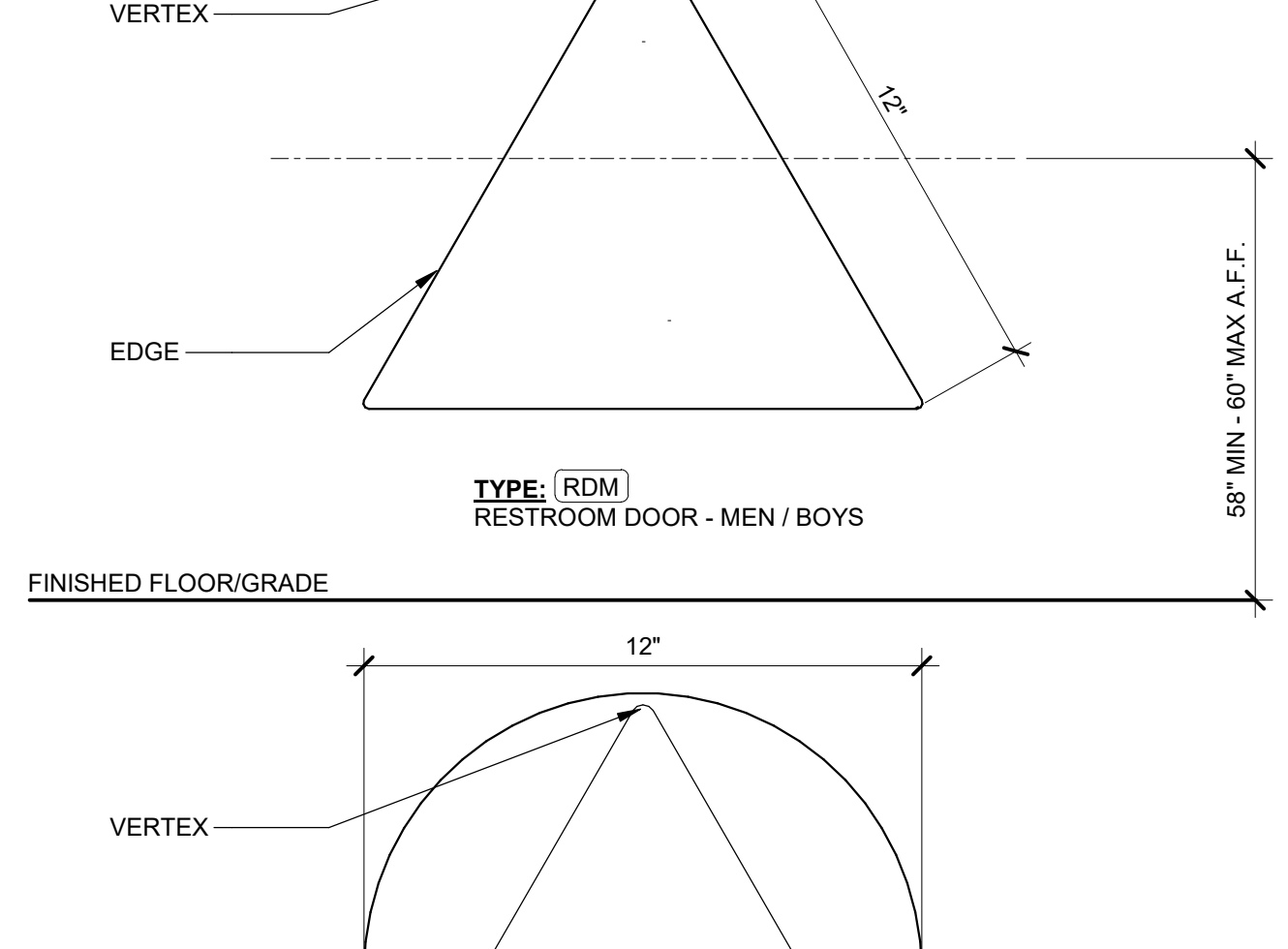
SIGNAGE - PICTOGRAMS 3" = 1'-0" 5

SIGNAGE - GENERAL NOTES 12" = 1'-0" 1



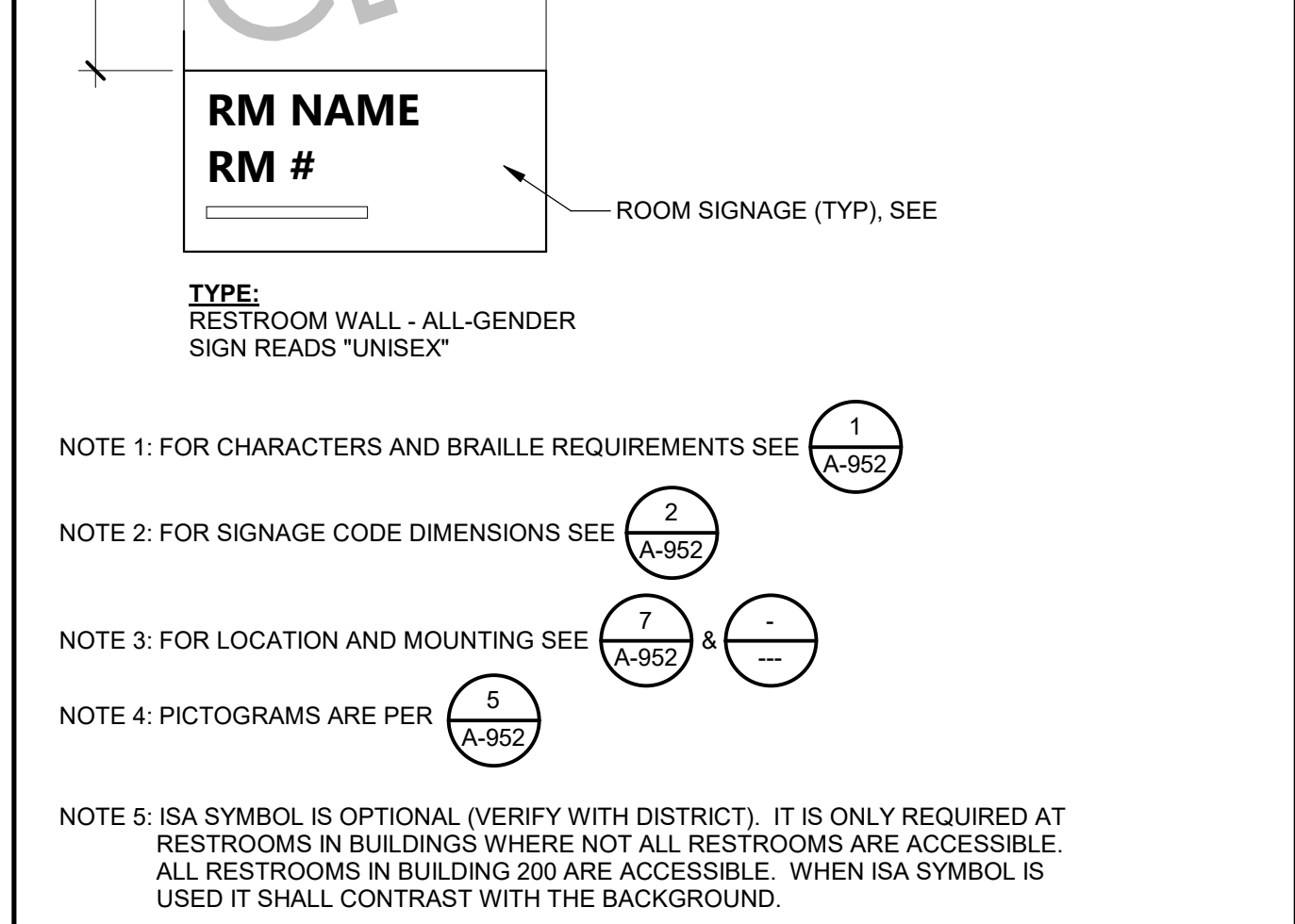
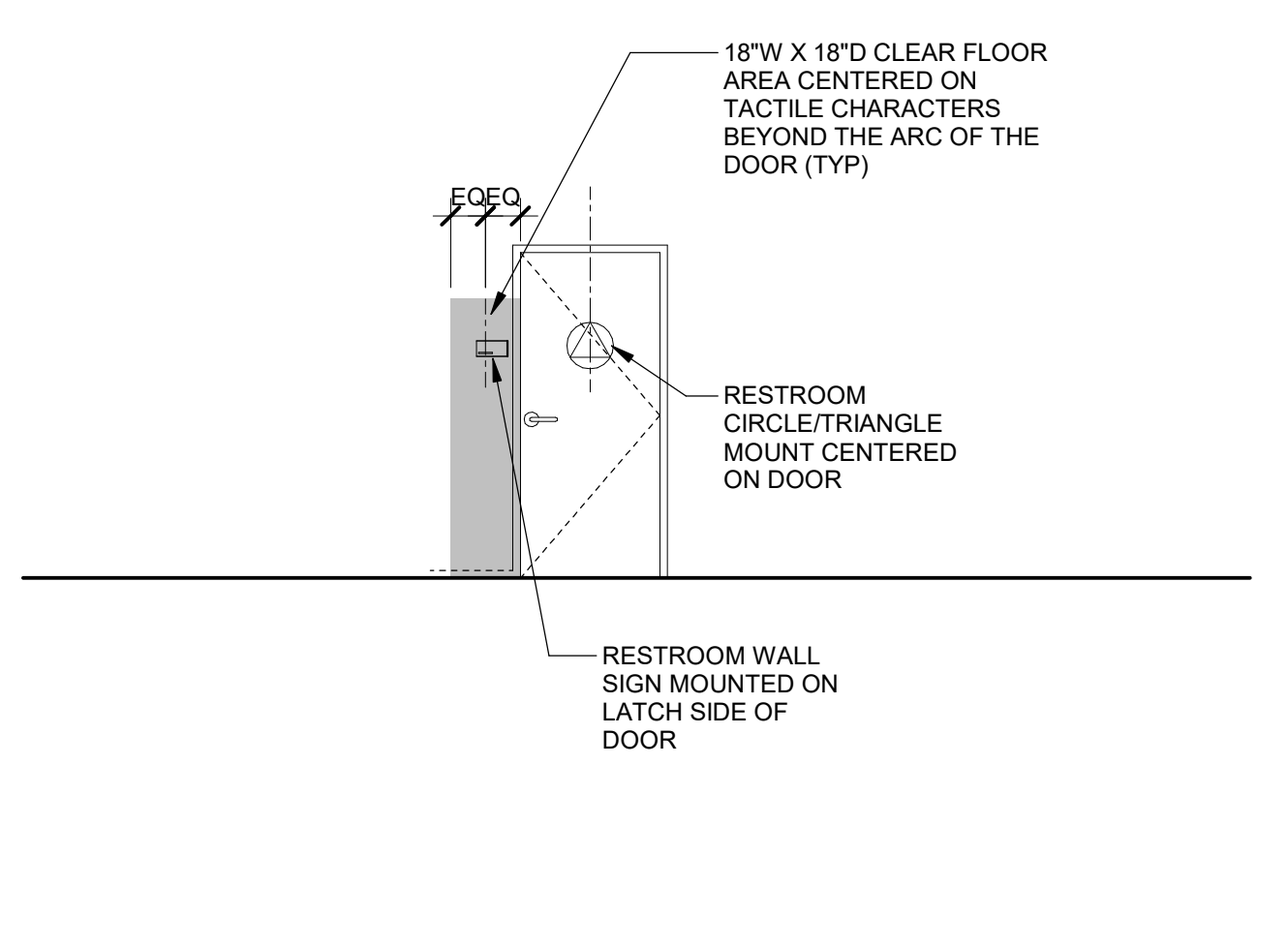
SIGNAGE - CODE DIMENSIONS 3" = 1'-0" 2

SIGNAGE - ROOM IDENTIFICATION 3" = 1'-0" 3



SIGNAGE - RESTROOM DOOR 3" = 1'-0" 6

SIGNAGE - RESTROOM WALL 3" = 1'-0" 4



SIGNAGE - MOUNTING LOCATIONS 1/4" = 1'-0" 7

SIGNAGE - RESTROOM WALL 3" = 1'-0" 4

ARCHITECT STAMP

CONSULTANT STAMP

REVISIONS

NO.	DATE	DESCRIPTION

THE ARCHITECT DOES NOT REPRESENT THAT THESE PLANS OR THE SPECIFICATIONS ARE SUITABLE FOR ANY SITE OTHER THAN THE ONE FOR WHICH THEY WERE SPECIFICALLY PREPARED. THE ARCHITECT DISCLAIMS RESPONSIBILITY FOR THESE PLANS AND SPECIFICATIONS IF THEY ARE USED IN WHOLE OR IN PART AT ANY OTHER SITE.

PROJECT OWNER & TITLE

SOLEDAD UNIFIED SCHOOL DISTRICT
1261 Metz Rd
Soledad CA, 93960

NEW UPK CLASSROOM - JACK FRANSCIONI ELEMENTARY SCHOOL
779 Orchard Lane
Soledad, CA 93960

SHEET TITLE

SIGNAGE DETAILS

DRAWN BY: KS JOB NUMBER: 22455.01

SHEET NO.

A-952

DATE: 22455.01